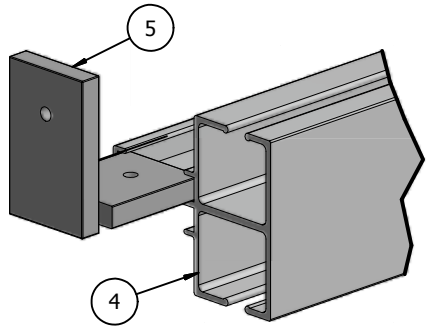


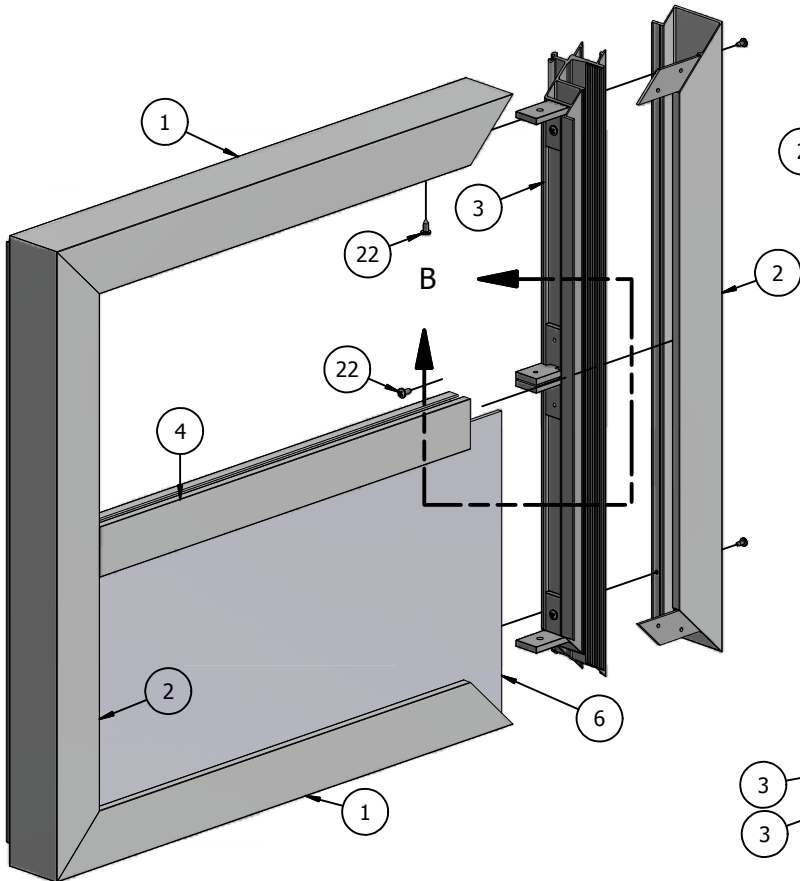
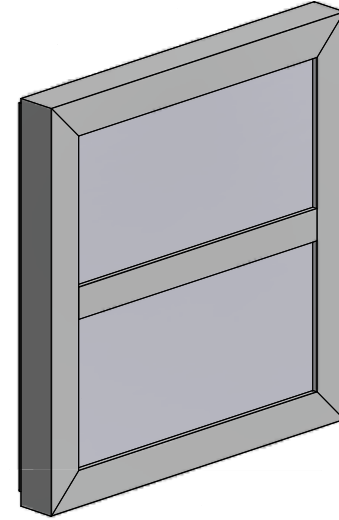
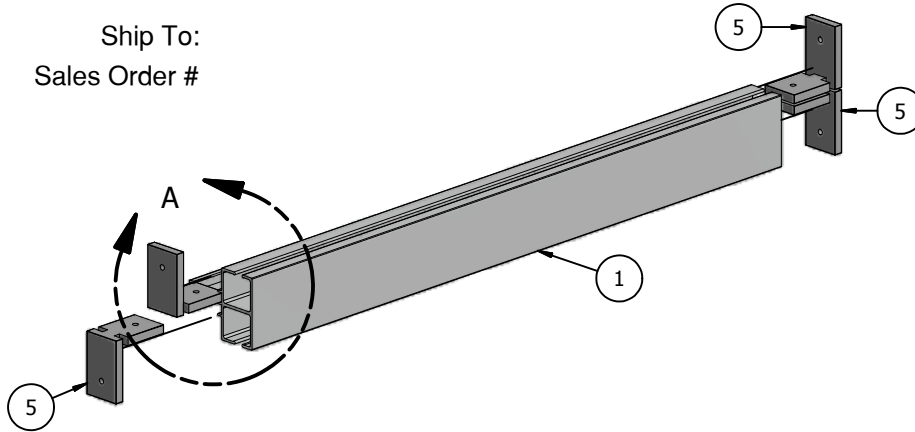
2

1

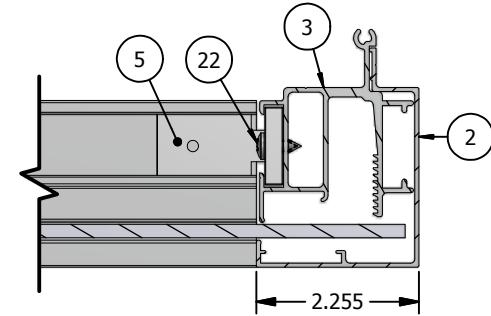
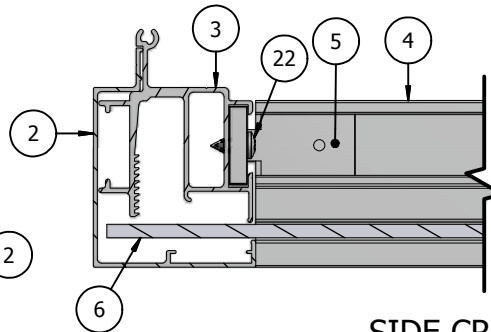
Ship To:
Sales Order #



DETAIL A



DETAIL B
BACK VIEW ASSEMBLED



SIDE CROSS-SECTION
DIVIDER ANGLE ATTACHMENT

NOTE: PRE-CUT KITS ARE NOT PRE-DRILLED.

(Holes shown in this drawing are for reference only.
Drilling of pilot holes are to be done by fabricator.)

NOTE:

All structural detailing for sign construction is the sole responsibility of the sign contractor. All details shown here should be considered as **DESIGN INTENT ONLY**. The sign fabricator shall provide engineering drawings stamped by a licenced structural engineer.

ITEM	PART #	DESCRIPTION	NOTES
1	2045	2-1/4" Retainer	
2	2075	2-1/4" Dual Frame Cover	
3	2065	Dual Frame	
4	2138	2" Divider	
5	5300	Divider Corner Angle	
6		Face Material	By Other
22	5218	Divider Angle Screw	Drill 5/32" pilot hole

THIS DRAWING WAS CREATED AT NO CHARGE TO ASSIST YOU IN VISUALIZING OUR PROPOSAL. THE DRAWING HEREIN IS THE PROPERTY OF SIGNCOMP. PERMISSION TO COPY OR REVISE THIS DRAWING OR TO USE THIS DRAWING FOR PRODUCTION IS STRICTLY PROHIBITED AND CAN ONLY BE COPIED, REVISED OR USED FOR PRODUCTION WITH THE EXPRESSED WRITTEN PERMISSION OF SIGNCOMP.

Project Name: 2" Divider - Assembly

Sign Company: K2138

Revision:

Date: 10/16/2014

Drawing By: SBreihof

Sheet: 1 of 1

Size:

SignComp

2

1



B

A

B

A