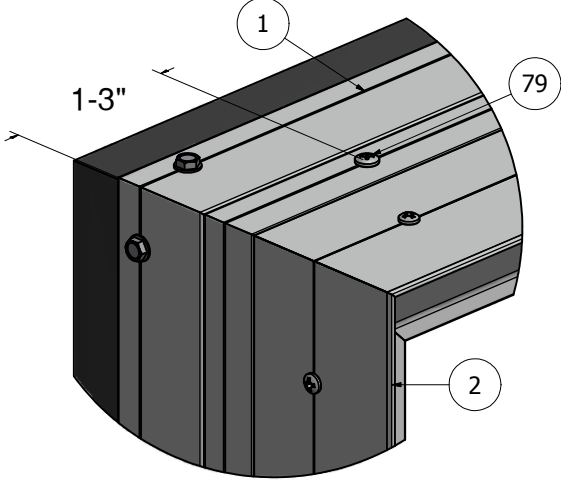
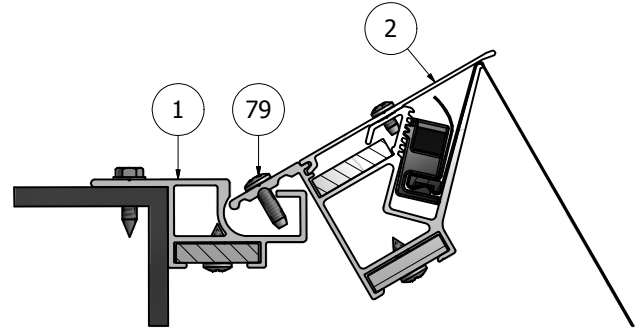
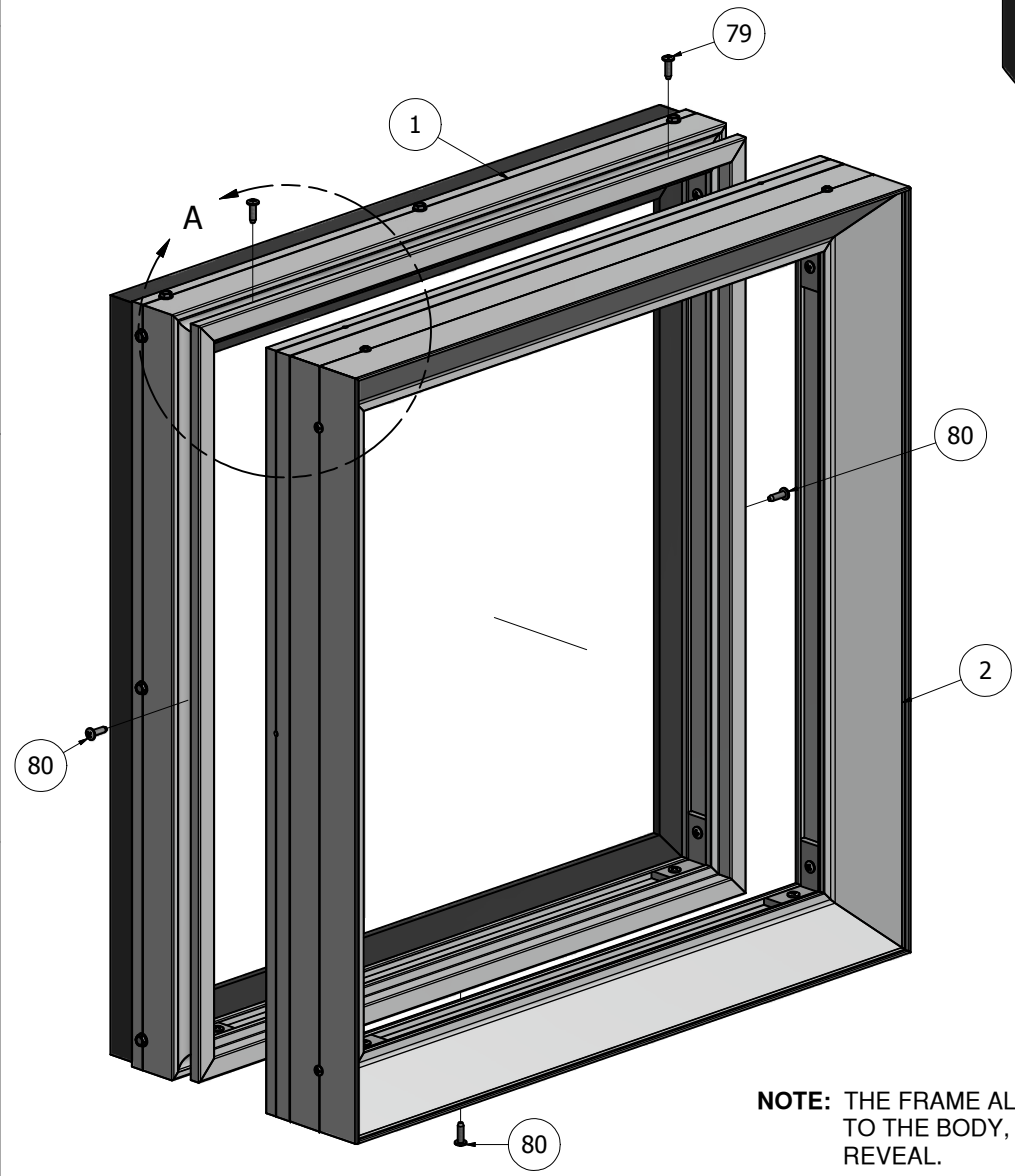



PARTS LIST			
ITEM	PART #	DESCRIPTION	NOTES
1	K2041	Flat Retro Body	Assembly
2	K2104-2121	Flat Bleed Retro Frame w/ Bleed Cover	Assembly
79	5175	Hinge Screw - #10 x 5/8" Pan Head	Pre-drill 5/32" pilot hole every 36" o/c
80	5175	Closure Screw - #10 x 5/8" Pan Head	Pre-drill 5/32" pilot hole every 48" o/c

Ship To:  
Sales Order#



DETAIL A  
FRAME CLOSED



TOP CROSS-SECTION VIEW

**NOTE: PRE-CUT KITS ARE NOT PRE-DRILLED.**  
(Holes shown in this drawing are for reference only.  
Drilling of pilot holes are to be done by fabricator.)

**NOTE: THE FRAME ALIGNS TIGHT TO THE BODY, SHOWING NO REVEAL.**

THIS DRAWING WAS CREATED AT NO CHARGE TO ASSIST YOU IN VISUALIZING OUR PROPOSAL. THE DRAWING HEREIN IS THE PROPERTY OF SIGNCOMP. PERMISSION TO COPY OR REVISE THIS DRAWING OR TO USE THIS DRAWING FOR PRODUCTION IS STRICTLY PROHIBITED AND CAN ONLY BE COPIED, REVISED OR USED FOR PRODUCTION WITH THE EXPRESSED WRITTEN PERMISSION OF SIGNCOMP.

DRAWING BY:	SBreihof	8/16/2013	<b>SignComp</b>
Centroid X:	0.000 in		
Centroid Y:	0.000 in		TITLE
Principal Moments Ix:	0.000 in <sup>4</sup>		Flat Retro Body w/ Flat Bleed Retro Frame and Bleed Cover - Assembly
Principal Moments Iy:	0.000 in <sup>4</sup>		PART NO
Section Modulus Ix:	0.000 in <sup>3</sup>		<b>K2041-2104-21</b>
Section Modulus Iy:	0.000 in <sup>3</sup>		REV