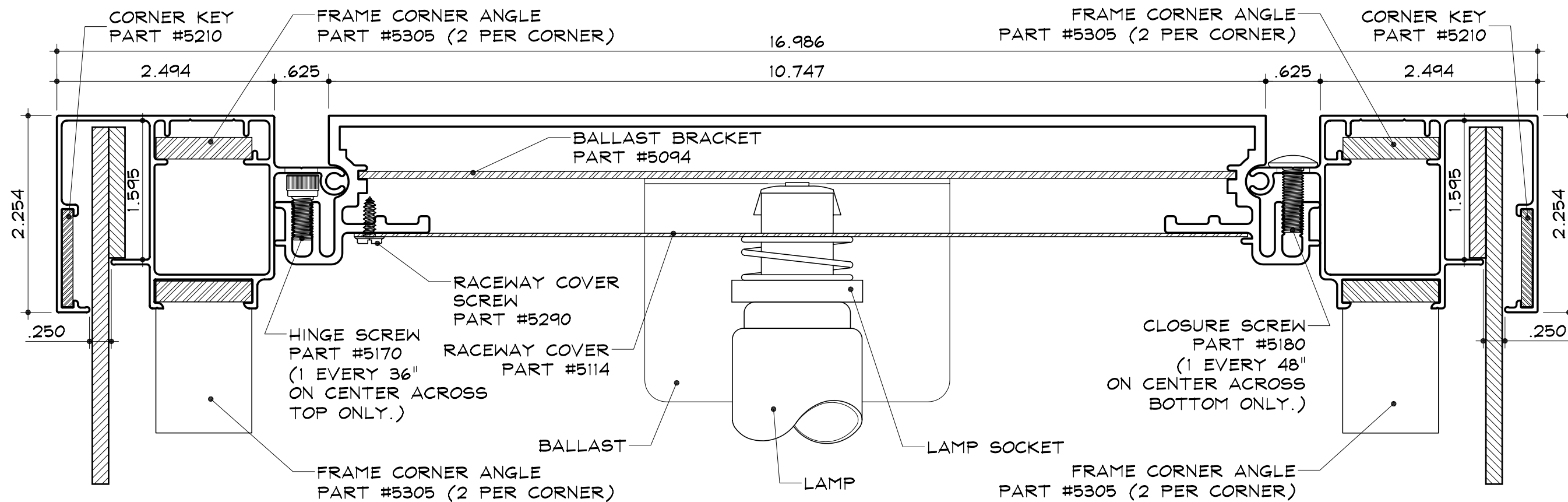


SC-14 for Rigid Faces - Electrical

Wide Body  
 Part #2005

2 1/4" Retainer  
 Part #2045




**SECTION DETAIL**

SCALE : 3/4" = 1"

NOTES:

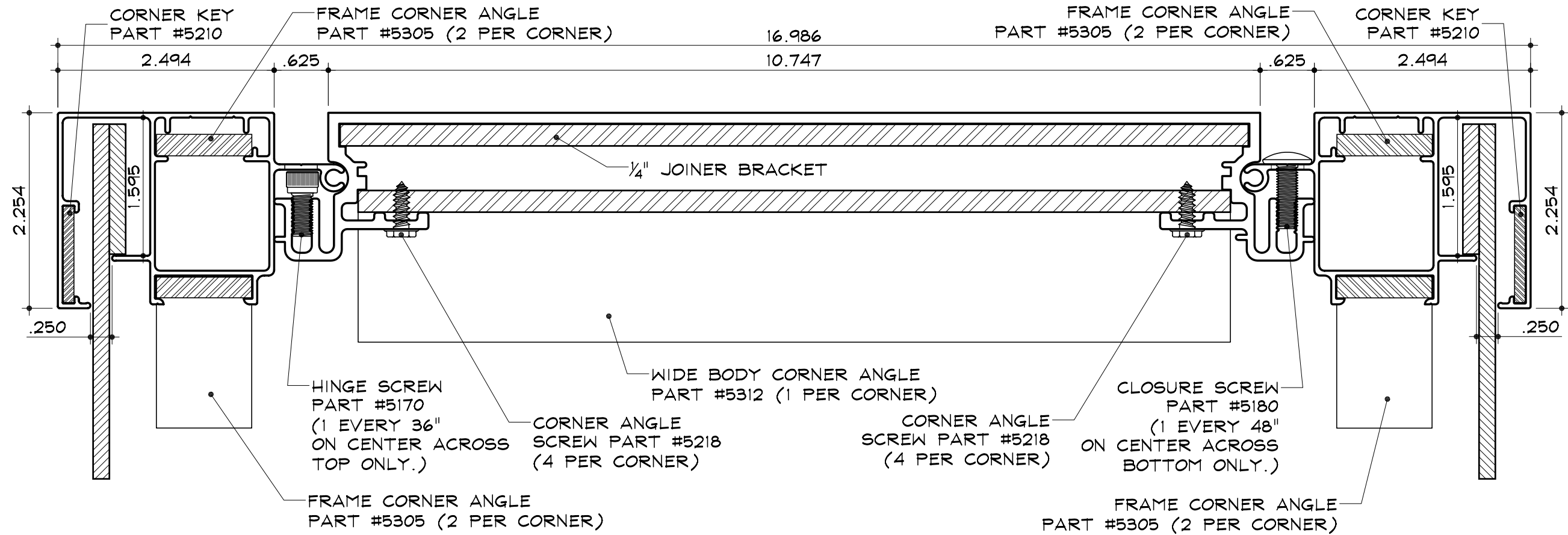
1. Add 1" to size of cabinet (vertical or horizontal) when the size of the cabinet is the same as the nominal lamp length.
2. SignComp does not supply the Ballast, Lamp, Lamp Socket.



SC-14 for Rigid Faces - Structural (Corner)

Wide Body  
 Part #2005

2 1/4" Retainer  
 Part #2045




**CORNER SECTION DETAIL**

SCALE : 3/4" = 1"

NOTES:

1. Add 1" to size of cabinet (vertical or horizontal) when the size of the cabinet is the same as the nominal lamp length.
2. SignComp does not supply the 1/4" Joiner Bracket.

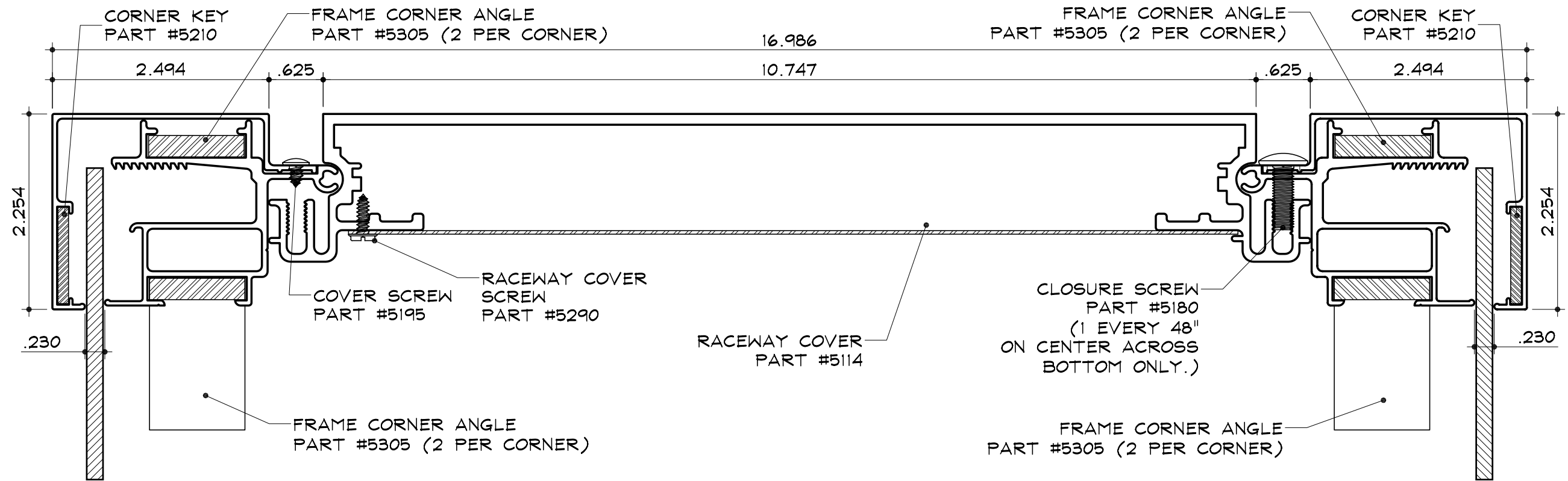


SC-14 for Rigid Faces - Electrical

Wide Body  
 Part #2005

Dual Frame  
 Part #2065

2 1/4" Dual Frame Cover  
 Part #2075



**SECTION DETAIL**

SCALE : 3/4" = 1"

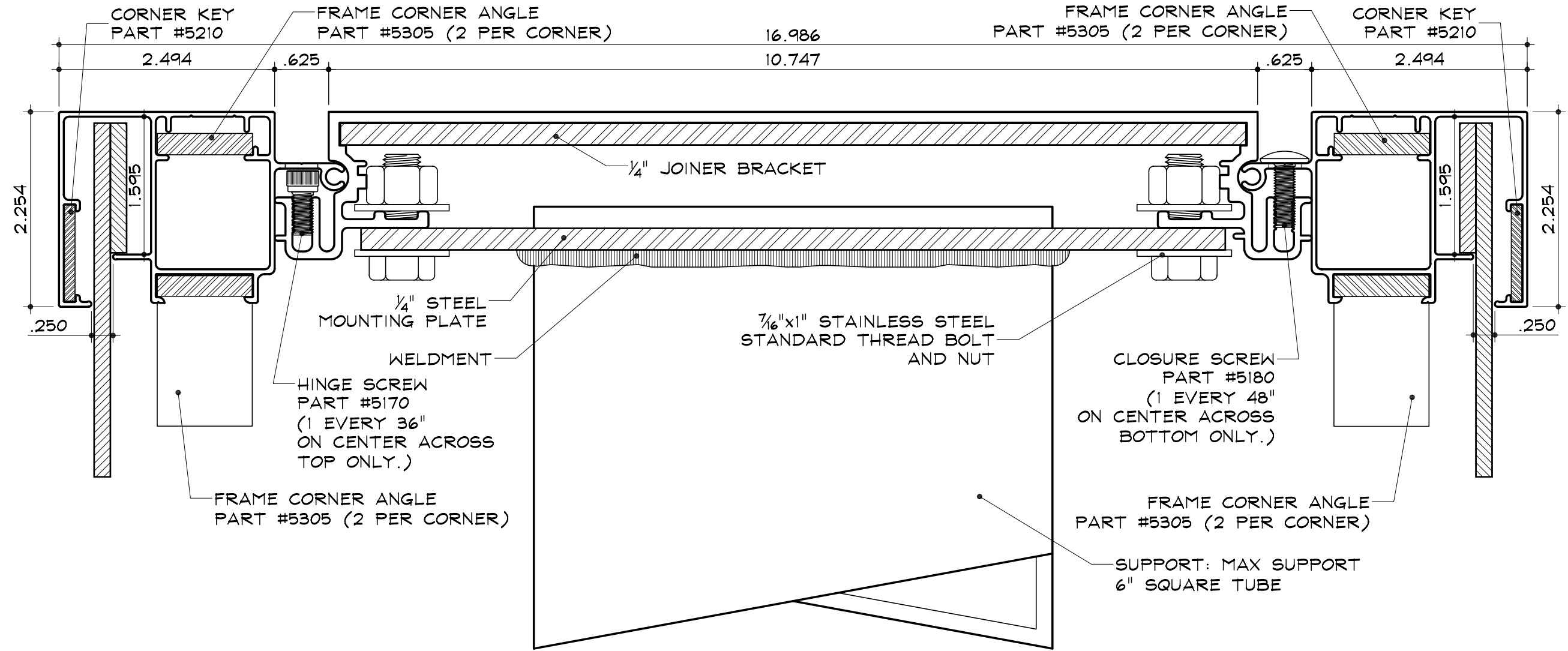
NOTES:

1. Add 1" to size of cabinet (vertical or horizontal) when the size of the cabinet is the same as the nominal lamp length.
2. SignComp does not supply the Ballast, Lamp, Lamp Socket.

SC-14 for Rigid Faces - Structural (Corner)

Wide Body  
 Part #2005

2 1/4" Retainer  
 Part #2045



**SUPPORT SECTION DETAIL**

SCALE : 3/4" = 1"

**NOTES:**

1. Add 1" to size of cabinet (vertical or horizontal) when the size of the cabinet is the same as the nominal lamp length.
2. SignComp does not supply the 1/4" Joiner Bracket, 1/4" Mounting Plate, 7/16" Mounting bolts or Support.
3. Max support size to be used 6" Square Tube.