PRICE ADJUSTMENT
EFFECTIVE APRIL 1, 2018
Mill Finish Extrusions & Kits.....+6%
Pre-Painted Extrusions & Kits.....+6%
All Accessories and Components.....+6%
Please contact **SignComp** Customer Service for assistance

SignComp™

Commercial & Architectural Product





6th Edition V.2

SignComp™

Index - Extrusion Solutions for the Sign Industry

Commercial System Configurations . . . . . pages 4-6
Commercial Extrusions by the Length . . . . . pages 7-11
- Sign Cabinet Bodies - with and without reveal — page 7
- Hingeable Retainers / Frames for Rigid and Flexible Faces — page 8
- Divider Bars for Rigid and Flexible Faces — page 9
- Vandal System Extrusions — page 9
- Retro Fascia Systems / Compression Reinforcement — page 9
- Retro / Tension Frame Systems — page 10
- Radius Extrusions — page 11
- Soft Signage Tension Systems — page 11

Commercial System Accessories . . . . . pages 12-14
- Radius Corners for Rigid and Flexible Faces — page 12
- Components & Hardware — pages 13-14

Commercial System Specifications . . . . . pages 15-24
- Sign Cabinet Body Extrusions — pages 15-16
- Hingeable Retainer Extrusions for Rigid Faces — page 17
- Hingeable Retainer Extrusions for Flexible Faces and Access Frames — page 18
- Vandal System Extrusions — page 19
- Retro / Tension Frame / Fascia Systems — pages 20-21
- Divider Bar Extrusions for Rigid and Flexible Faces — page 22
- Radius Extrusions — page 23
- Soft Signage Tension Systems — page 24

Flexible Face Preparation / Extrusion Guidelines . . . . . page 25
Frame Brace and Frame Support Tube Placement . . . . . page 26
Commercial Unassembled Kits . . . . . pages 28-34
- Single Face / Double Face Unassembled Kits for Rigid Faces — page 28
- Single Face / Double Face Unassembled Kits for Bleed Pan Form Faces with & without Reveal — page 29
- Single Face / Double Face Unassembled Vandal Cover Kits — page 30
- Single Face / Double Face Unassembled Kits for Flexible Faces — pages 31-32
- Retro Frame Unassembled Kits for Flexible Faces — page 32
- Single Face / Double Face Unassembled Kits for Flexible Faces without Reveal — page 33
- Wall Mount Tension Frame Unassembled Kits for Flexible Faces — page 34
- Soft Signage Unassembled Kits for Fabric Faces — page 34

Architectural System Configurations . . . . . pages 36-37
Architectural Extrusions by the Length . . . . . pages 38-43
- Post & Panel Systems - Series 1, 2, 3, 4 & 7 — pages 38-40
- Copy Bar System / Panel Adaptors — page 38
- Hingeable Cabinet Systems — page 41
- Insert Panel System - Non-Hinged & Hinged — page 42
- Monolithic Edges — page 43
- Radius Ends — page 43

Architectural System Accessories . . . . . pages 44-46
- Components — page 44
- Post Caps — page 45
- Radius Corners / Hardware — page 46

Architectural System Specifications . . . . . pages 47-54
- Post & Panel Systems - Series 1, 2, 3, 4 & 7 — pages 47-49
- Copy Bar System — page 47
- Non-Hingeable Bodies / Hingeable Bodies — pages 50-51
- Hingeable Retainer & Divider Systems — page 52
- Insert Panel Systems — page 53
- Radius Extrusions — page 54
- Monolithic Edges — page 54

Architectural System Assemblies . . . . . pages 55-58, 60
Architectural Unassembled Kits . . . . . pages 61-66
- Series 1, 2, 3, 4 & 7 Post & Panel Unassembled Kits — pages 61-62
- Copy Bar System Unassembled Kits — page 61
- Series 2, 3, 4 & 7 Unassembled Post Kits & Panel Adaptor Kits — page 61
- Series 3 Single Face / Double Face Access Body Unassembled Kits — page 63
- Series 3 & 7, 1/2 Slide Body Unassembled Kits — page 63
- Series 3, 7 & 12 Insert Panel Unassembled Kits — page 64
- Series 7 & 12 Single Face / Double Face Hingeable Unassembled Kits — pages 64-66

Additional Information . . . . . page 67

All prices are shown in U.S. Dollars.

SignComp™

Commercial Extrusions



SignComp™

Note: All dimensions are subject to the tolerance standards of the aluminum extrusion industry. Profile drawings are illustrative and rounded to the nearest 1/16".

Commercial System Configurations

	Wide Body	Medium Body	Single Face Body
For Rigid Plastic Faces			
1-1/2" Retainer	15" 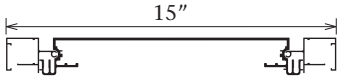	11-3/4" 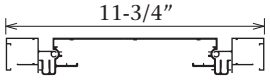	8-1/4" 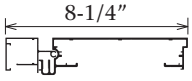
1-1/2" Retainer II	15" 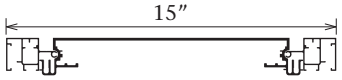	11-3/4" 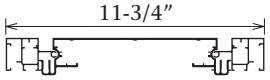	8-1/4" 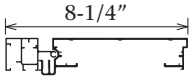
2-1/4" Retainer	17" 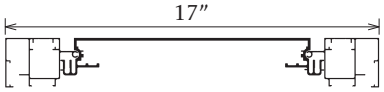	13-3/4" 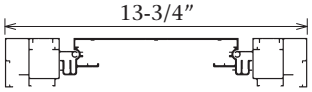	9-1/4" 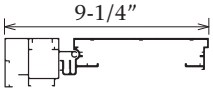
For Bleed Pan Form Faces			
Bleed Rigid Retainer	15" 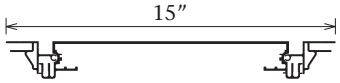	11-3/4" 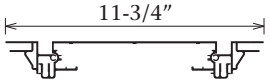	8-1/4" 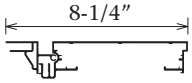
For Rigid Plastic Faces or Flexible Fabric Faces			
Dual Frame with 2-1/4" Dual Frame Cover	17" 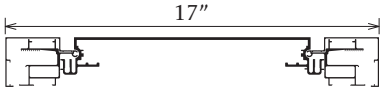	13-3/4" 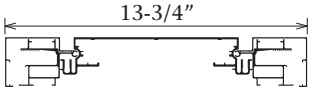	9-1/4" 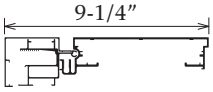
For Flexible Fabric Faces			
Tension Frame with Bleed Tension Frame Cover	17-1/4" 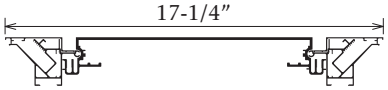	14" 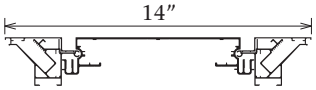	9-3/8" 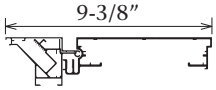
Tension Frame with 1-1/2" Tension Frame Cover	17-3/4" 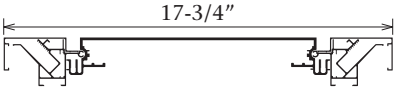	14-1/2" 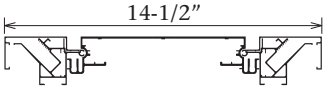	9-5/8" 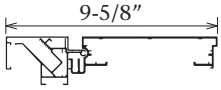
For Vandal Covers			
2Part Outer Frame Retainer with Inner Frame Retainer	15-3/8" 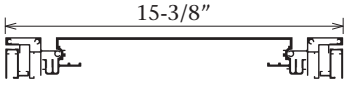	12-1/8" 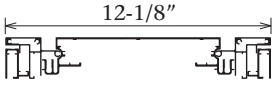	8-7/16" 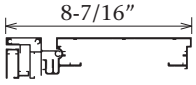
2Part Lg. Outer Frame Retainer with Lg. Inner Frame Retainer	17-7/8" 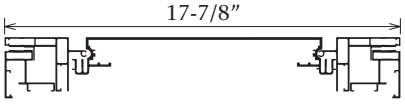	14-5/8" 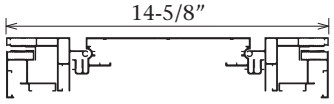	9-3/4" 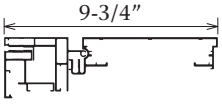
For Flush 1/8" Aluminum Faces			
1-1/2" Retainer	15-1/4" 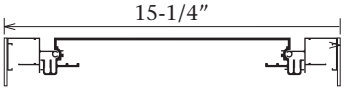	12" 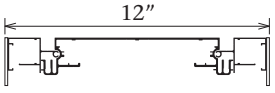	8-3/8" 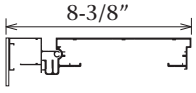
2-1/4" Retainer	17-1/4" 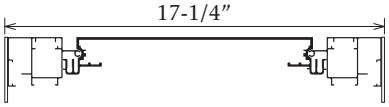	14" 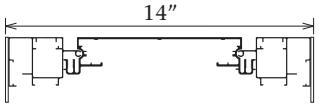	9-3/8" 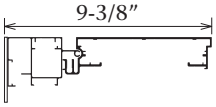
For Insert Panels			
Commercial Access Frame	17-1/4" 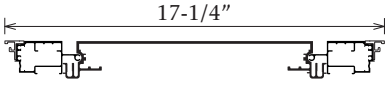	14" 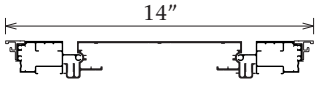	9-3/8" 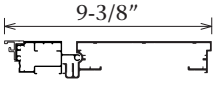

US Patent Numbers 4,817,317 / 5,467,546 / 6,061,941 / 6,637,080
CA Patent Numbers 2,245,623 & 2,387,222

SignComp™

Note: All dimensions are subject to the tolerance standards of the aluminum extrusion industry. Profile drawings are illustrative and rounded to the nearest 1/16".

Commercial System Configurations

	Narrow Body	Slimline Body	Retro Body
For Rigid Plastic Faces			
1-1/2" Retainer	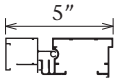 5"	3-1/4"	3-7/8"
1-1/2" Retainer II	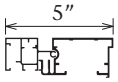 5"	3-1/4"	3-7/8"
2-1/4" Retainer	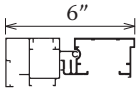 6"	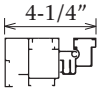 4-1/4"	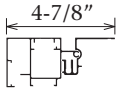 4-7/8"
For Bleed Pan Form Faces			
Bleed Rigid Retainer	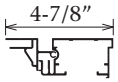 4-7/8"	3-3/16"	3-15/16"
For Rigid Plastic Faces or Flexible Fabric Faces			
Dual Frame with 2-1/4" Dual Frame Cover	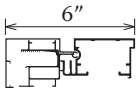 6"	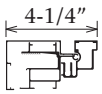 4-1/4"	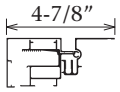 4-7/8"
For Flexible Fabric Faces			
Tension Frame with Bleed Tension Frame Cover	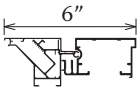 6"	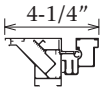 4-1/4"	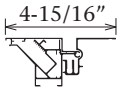 4-15/16"
Tension Frame with 1-1/2" Tension Frame Cover	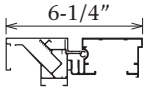 6-1/4"	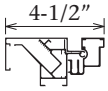 4-1/2"	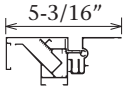 5-3/16"
For Vandal Covers			
2Part Outer Frame Retainer with Inner Frame Retainer	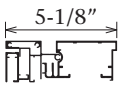 5-1/8"	3-3/8"	4-1/8"
2Part Lg. Outer Frame Retainer with Lg. Inner Frame Retainer	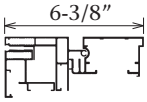 6-3/8"	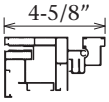 4-5/8"	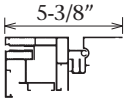 5-3/8"
For Flush 1/8" Aluminum Faces			
1-1/2" Retainer	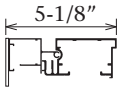 5-1/8"	3-3/8"	3-15/16"
2-1/4" Retainer	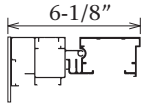 6-1/8"	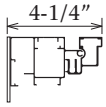 4-1/4"	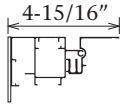 4-15/16"
For Insert Panels			
Commercial Access Frame	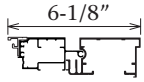 6-1/8"	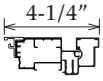 4-1/4"	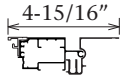 4-15/16"

US Patent Numbers 4,817,317 / 5,467,546 / 6,061,941 / 6,637,080
CA Patent Numbers 2,245,623 & 2,387,222

SignComp™

Note: All dimensions are subject to the tolerance standards of the aluminum extrusion industry. Profile drawings are illustrative and rounded to the nearest 1/16".

Commercial System Configurations

For Bleed Pan Form Faces

Flat Bleed Rigid Retainer

Flat 2 Piece
Double Face Body

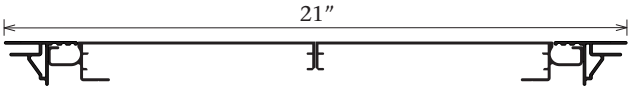

Flat 2 Piece
Double Face Medium Body

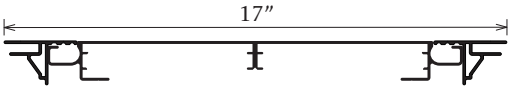

Flat Double Face Body

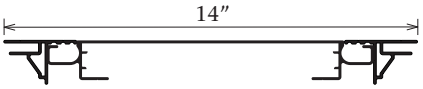

Flat Double Face
Medium Body

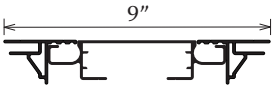

Flat Single Face Body

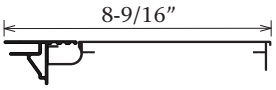

Flat Retro Body

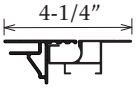

Flat Wall Mount
Retro Body

For Flexible Fabric Faces

Flat Bleed Retro Frame

with Flat Bleed Retro Frame Cover

Flat 2 Piece
Double Face Body

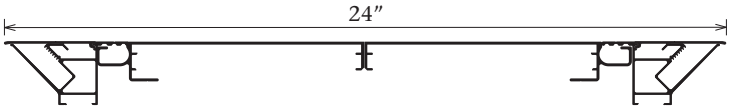

Flat 2 Piece
Double Face Medium Body

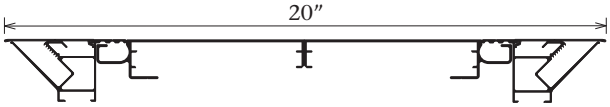

Flat Double Face Body

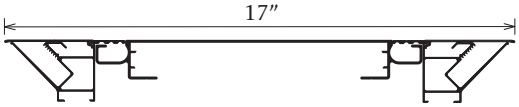

Flat Double Face
Medium Body

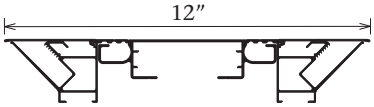

Flat Single Face Body

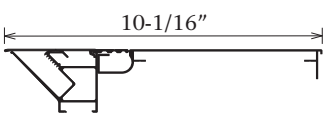

Flat Retro Body

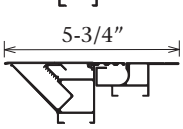

Flat Wall Mount
Retro Body

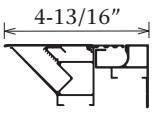

US Patent Numbers 4,817,317 / 5,467,546 / 6,061,941 / 6,637,080
CA Patent Numbers 2,245,623 & 2,387,222

Note: All dimensions are subject to the tolerance standards of the aluminum extrusion industry. Profile drawings are illustrative and rounded to the nearest 1/16".

SignComp™

PRICE ADJUSTMENT
EFFECTIVE APRIL 1, 2018
Mill Finish Extrusions & Kits.....+6%
Pre-Painted Extrusions & Kits.....+6%
All Accessories and Components.....+6%
Please contact **SignComp** Customer Service for assistance

Extrusions Priced by the Length

	Part	Part Number	Length	Mill Finish	Dk. Bronze
Sign Cabinet Bodies					
With Reveal					
	Wide Body	2005	24'-6"	$353.40	$479.64
				Cost per Foot 14.42	*19.58*
	Medium Body	2015	24'-6"	230.15	316.14
				Cost per Foot 9.39	*12.90*
	Single Face Body	2025	24'-6"	155.16	215.07
				Cost per Foot 6.33	*8.78*
	Narrow Single Face Body	2021	24'-6"	128.97	178.75
				Cost per Foot 5.26	*7.30*
	Slimline Single Face Body	2020	24'-6"	78.51	108.81
				Cost per Foot 3.20	*4.44*
	Retro Body	2040	24'-6"	55.63	N/A
				Cost per Foot 2.27	*N/A*
Without Reveal					
	Flat Double Face Body	2008	24'-6"	256.57	N/A
				Cost per Foot 10.47	*N/A*
	Flat 2 Piece Double Face Body	2009	24'-6"	193.86	N/A
				Cost per Foot 7.91	*N/A*
	Flat 2 PC Double Face Medium Body	2010	24'-6"	165.33	N/A
				Cost per Foot 6.75	*N/A*
	Flat Double Face Medium Body	2007	24'-6"	183.40	N/A
				Cost per Foot 7.49	*N/A*
	Flat Single Face Body	2027	24'-6"	131.74	N/A
				Cost per Foot 5.38	*N/A*
	Flat Retro Body	2041	24'-6"	74.87	N/A
				Cost per Foot 3.06	*N/A*
	Flat Wall Mount Retro Body	2042	24'-6"	76.49	N/A
				Cost per Foot 3.12	*N/A*

US Patent Number 4,817,317

Note: All dimensions are subject to the tolerance standards of the aluminum extrusion industry. Profile drawings are illustrative and rounded to the nearest 1/16".

SignComp™

PRICE ADJUSTMENT
EFFECTIVE APRIL 1, 2018
Mill Finish Extrusions & Kits.....+6%
Pre-Painted Extrusions & Kits.....+6%
All Accessories and Components.....+6%
Please contact **SignComp** Customer Service for assistance

Extrusions Priced by the Length

	Part	Part Number	Length	Mill Finish	Dk. Bronze
Hingeable Retainers					
For Rigid Plastic Faces					
	1-1/2" Retainer	2055	24'-6"	$61.62	$82.79
				Cost per Foot 2.52	*3.38*
	1-1/2" Retainer II	2053	24'-6"	83.80	113.17
				Cost per Foot 3.42	*4.62*
	1-1/2" Frame	2063	24'-6"	54.82	N/A
				Cost per Foot 2.24	*N/A*
	1-1/2" Frame Cover	2073	24'-6"	42.85	58.44
				Cost per Foot 1.75	*2.39*
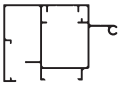	2-1/4" Retainer	2045	24'-6"	110.71	150.58
				Cost per Foot 4.52	*6.15*
For Bleed Pan Form Faces					
	Bleed Rigid Retainer	2048	24'-6"	78.58	N/A
				Cost per Foot 3.21	*N/A*
	Flat Bleed Rigid Retainer	2204	24'-6"	80.08	N/A
				Cost per Foot 3.27	*N/A*
Note: The 2204 is engineered to integrate with the Flat Body System.					
For Rigid Plastic or Flexible Fabric Faces					
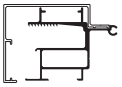	Dual Frame	2065	24'-6"	109.07	N/A
				Cost per Foot 4.45	*N/A*
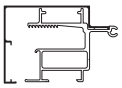	2-1/4" Dual Frame Cover	2075	24'-6"	53.45	72.89
				Cost per Foot 2.18	*2.98*
For Flexible Fabric Faces					
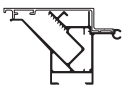	Tension Frame	2085	24'-6"	112.62	N/A
				Cost per Foot 4.60	*N/A*
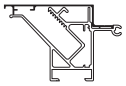	Bleed Tension Frame Cover	2095	24'-6"	33.81	45.90
				Cost per Foot 1.38	*1.87*
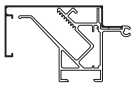	1-1/2" Tension Frame Cover	2084	24'-6"	49.91	67.79
				Cost per Foot 2.04	*2.77*
For Insert Panels					
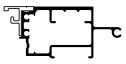	Commercial Access Frame	2060	24'-6"	112.60	N/A
				Cost per Foot 4.60	*N/A*

Extrusions are available in full lengths only.

US Patent Numbers 4,817,317 / 5,467,546 / 6,061,941 / 6,637,080
CA Patent Numbers 2,245,623 & 2,387,222

Note: All dimensions are subject to the tolerance standards of the aluminum extrusion industry. Profile drawings are illustrative and rounded to the nearest 1/16".

SignComp™

PRICE ADJUSTMENT
EFFECTIVE APRIL 1, 2018
Mill Finish Extrusions & Kits.....+6%
Pre-Painted Extrusions & Kits.....+6%
All Accessories and Components.....+6%
Please contact **SignComp** Customer Service for assistance

Extrusions Priced by the Length

		Part	Part Number	Length	Mill Finish	Dk. Bronze
Divider Bars						
For Rigid Plastic Faces		1-1/2" Divider	2133	24'-0"	$58.31	$79.45
					Cost per Foot *2.43*	*3.31*
		2" Divider	2138	24'-0"	83.87	114.30
					Cost per Foot *3.49*	*4.76*
		2-3/4" Divider	2128	24'-0"	123.68	170.43
					Cost per Foot *5.15*	*7.10*
For Rigid Plastic and/or Flexible Fabric Faces		Dual Divider	2142	24'-0"	155.46	N/A
					Cost per Foot *6.48*	*N/A*
		2-1/2" Dual Divider Cover	2146	24'-0"	29.38	39.66
					Cost per Foot *1.22*	*1.65*
Vandal System Extrusions						
	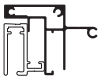	Inner Frame Retainer	2099	24'-6"	95.45	136.17
					Cost per Foot *3.90*	*5.56*
	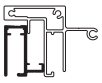	2Part Outer Frame Retainer	1942	24'-6"	52.37	68.46
					Cost per Foot *2.14*	*2.79*
	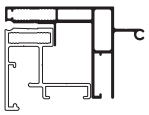	Large Inner Frame Retainer	2097	24'-6"	161.97	231.26
					Cost per Foot *6.61*	*9.44*
	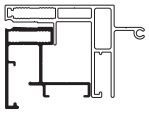	2Part Large Outer Frame Retainer	1941	24'-6"	118.28	154.60
					Cost per Foot *4.83*	*6.31*
Retro Fascia Systems						
For Flexible Fabric Faces		Bleed Fascia Frame	2092	24'-6"	95.17	N/A
					Cost per Foot *3.88*	*N/A*
	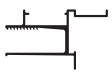	1-1/2" Fascia Frame	2094	24'-6"	79.36	N/A
					Cost per Foot *3.24*	*N/A*
Compression Reinforcement		Frame Support Tube 3/4" x 1-5/8"	2175	24'-0"	69.70	N/A
					Cost per Foot *2.90*	*N/A*
		Small Frame Support Tube 1" x 1"	2177	24'-0"	56.55	N/A
					Cost per Foot *2.36*	*N/A*

Extrusions are available in full lengths only.

US Patent Numbers 4,817,317 / 5,467,546 / 6,061,941 / 6,637,080
CA Patent Numbers 2,245,623 & 2,387,222

Note: All dimensions are subject to the tolerance standards of the aluminum extrusion industry. Profile drawings are illustrative and rounded to the nearest 1/16".

SignComp™

PRICE ADJUSTMENT
EFFECTIVE APRIL 1, 2018
Mill Finish Extrusions & Kits.....+6%
Pre-Painted Extrusions & Kits.....+6%
All Accessories and Components.....+6%
Please contact **SignComp** Customer Service for assistance

Extrusions Priced by the Length

Retro/Tension Frame Systems

For Flexible Fabric Faces

	Part	Part Number	Length	Mill Finish	Dk. Bronze
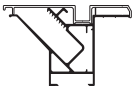	Bleed Retro Frame	2105	24'-6"	$108.27 *Cost per Foot* *4.42*	N/A *N/A*
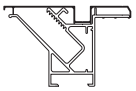	Bleed Retro Frame Cover	2122	24'-6"	39.00 *Cost per Foot* *1.59*	$52.20 *2.13*
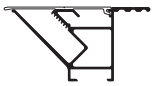	Flat Bleed Retro Frame	2104	24'-6"	112.62 *Cost per Foot* *4.60*	N/A *N/A*
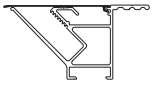	Flat Bleed Retro Frame Cover	2121	24'-6"	30.00 *Cost per Foot* *1.22*	N/A *N/A*
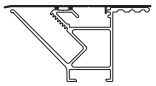	Extended Bleed Retro Frame Cover	2123	24'-6"	39.54 *Cost per Foot* *1.61*	N/A *N/A*
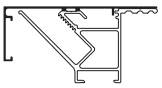	1-1/2" Flat Retro Frame Cover	2125	24'-6"	60.82 *Cost per Foot* *2.48*	N/A *N/A*
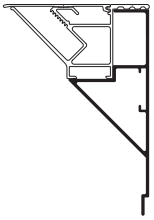	Wall Mount Frame	2100	24'-6"	143.81 *Cost per Foot* *5.87*	N/A *N/A*
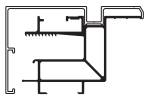	2" Retro Frame	2112	24'-6"	124.89 *Cost per Foot* *5.10*	N/A *N/A*
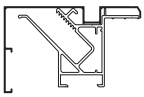 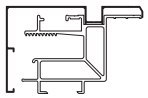	2-3/8" Retro Frame Cover	2115	24'-6"	59.72 *Cost per Foot* *2.44*	81.59 *3.33*
	Wall Mount Tension Frame	2090	24'-6"	116.16 *Cost per Foot* *4.74*	N/A *N/A*
	Wall Mount Tension Frame Beveled Cover	2091	24'-6"	39.54 *Cost per Foot* *1.61*	N/A *N/A*
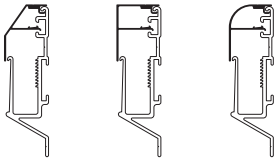	Wall Mount Tension Frame Square Cover	2088	24'-6"	43.34 *Cost per Foot* *1.77*	N/A *N/A*
	Wall Mount Tension Frame Radius Cover	2089	24'-6"	43.34 *Cost per Foot* *1.77*	N/A *N/A*

Extrusions are available in full lengths only.

US Patent Numbers 5,467,546 / 6,061,941 / 6,637,080
CA Patent Numbers 2,245,623 & 2,387,222

Note: All dimensions are subject to the tolerance standards of the aluminum extrusion industry. Profile drawings are illustrative and rounded to the nearest 1/16".

SignComp™

PRICE ADJUSTMENT
EFFECTIVE APRIL 1, 2018
Mill Finish Extrusions & Kits.....+6%
Pre-Painted Extrusions & Kits.....+6%
All Accessories and Components.....+6%
Please contact **SignComp** Customer Service for assistance

Extrusions Priced by the Length

Radius Extrusions

	Part	Part Number	Length	Mill Finish	Dk. Bronze
	6" Radius 1/4 Round End	1671	24'-6"	$202.34 *Cost per Foot* *8.26*	N/A *N/A*
	6" Radius 1/4 Round Pole Cover	1672	24'-6"	202.34 *Cost per Foot* *8.26*	N/A *N/A*
	8-1/2" Radius 3-Part End	1673	24'-6"	202.34 *Cost per Foot* *8.26*	N/A *N/A*

Note: 1671 and 1672 require two (2) 1/4 rounds to make one half round. 1673 requires three (3) 3-part ends to make one half round.

Soft Signage Tension Systems

	Part	Part Number	Length	Mill Finish	Dk. Bronze
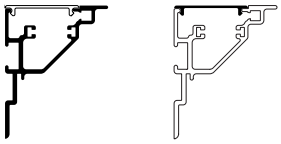	2" Soft Signage Tension Frame	3090	24'-5"	91.18 *Cost per Foot* *3.73*	N/A *N/A*
	2" Soft Signage Tension Frame Cover	3093	12'-2"	25.36 *Cost per Foot* *2.08*	N/A *N/A*
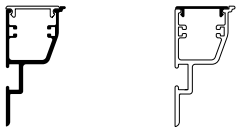	1-1/4" Soft Signage Tension Frame	3090N	24'-5"	72.73 *Cost per Foot* *2.98*	N/A *N/A*
	1-1/4" Soft Signage Tension Frame Cover	3093N	12'-2"	22.80 *Cost per Foot* *1.87*	N/A *N/A*
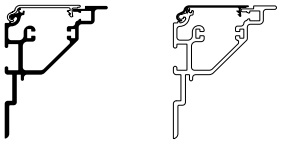	2" Soft Signage Snap Tension Frame	3091	20'-0"	74.18 *Cost per Foot* *3.71*	N/A *N/A*
	2" Soft Signage Snap Tension Frame Cover	3094	20'-0"	11.21 *Cost per Foot* *.56*	*21.13 *1.06*
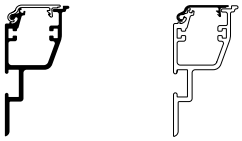	1-1/4" Soft Signage Snap Tension Frame	3091N	20'-0"	62.63 *Cost per Foot* *3.13*	N/A *N/A*
	1-1/4" Soft Signage Snap Tension Frame Cover	3094N	20'-0"	9.66 *Cost per Foot* *.48*	*18.03 *.90*
	Grip Strip II	3097	12'-2"	35.40 *Cost per Foot* *2.91*	N/A *N/A*
	Z-Clip	3099	12'-0"	11.77 *Cost per Foot* *.98*	N/A *N/A*

***Note:** Clear anodized finish.

Extrusions are available in full lengths only.

US Patent Number 8,595,966
CA Patent Number 2,754,507

Note: All dimensions are subject to the tolerance standards of the aluminum extrusion industry. Profile drawings are illustrative and rounded to the nearest 1/16".

SignComp™

PRICE ADJUSTMENT
EFFECTIVE APRIL 1, 2018
Mill Finish Extrusions & Kits.....+6%
Pre-Painted Extrusions & Kits.....+6%
All Accessories and Components.....+6%
Please contact **SignComp** Customer Service for assistance

Commercial System Accessories

Radius Corners

For Rigid Plastic Faces

Note: 1-1/2" Radius Corners are for use with the #2055 1-1/2" Retainer only.

Note: Body and retainers are cast aluminum.

Note: The cast radius corner body and cast retainer are ground smooth and milled to fit the extrusion profiles. Grind lines and imperfections are present. Some surface preparation may be necessary. **Not ready for paint.**

9"	6"	Part	Part Number	Price per box of four (4) assemblies
		Single Face Body 1-1/2" Retainer	9" 4560 6" 4565	$324.08 295.85
		Medium Body 1-1/2" Retainer	9" 4530 6" 4535	457.83 413.45
		Wide Body 1-1/2" Retainer	9" 4500 6" 4505	483.56 434.47

For Rigid Plastic or Flexible Fabric Faces

Note: Dual Frame Radius Corners are for use with either 2-1/4" Retainer or Dual Frame with 2-1/4" Dual Frame Cover.

Note: The cast radius corner body is ground smooth and milled to fit the extrusion profile. Grind lines and imperfections are present. Some surface preparation may be necessary. **Not ready for paint.**
2-1/4" Dual Frame Covers are injection molded Polycarbonate, pre-primed and ready for paint/top coating.

		Single Face Body Dual Frame with 2-1/4" Dual Frame Cover	9" 4570 6" 4575	337.18 315.28
		Medium Body Dual Frame with 2-1/4" Dual Frame Cover	9" 4540 6" 4545	476.33 440.45
		Wide Body Dual Frame with 2-1/4" Dual Frame Cover	9" 4510 6" 4515	503.09 464.42

For Flexible Fabric Faces

Note: The cast radius corner body is ground smooth and milled to fit the extrusion profile. Grind lines and imperfections are present. Some surface preparation may be necessary. **Not ready for paint.**
Bleed Tension Frame Covers are injection molded Polycarbonate, pre-primed and ready for paint/top coating.

		Single Face Body Tension Frame with Bleed Tension Frame Cover	9" 4580 6" 4585	331.82 311.33
		Medium Body Tension Frame with Bleed Tension Frame Cover	9" 4550 6" 4555	465.62 366.62
		Wide Body Tension Frame with Bleed Tension Frame Cover	9" 4520 6" 4525	492.38 405.39

Note: All radius corners are mill finish and are packaged four (4) corners per box.

Note: All dimensions are subject to the tolerance standards of the aluminum extrusion industry. Profile drawings are illustrative and rounded to the nearest 1/16".

SignComp™

PRICE ADJUSTMENT
EFFECTIVE APRIL 1, 2018
Mill Finish Extrusions & Kits.....+6%
Pre-Painted Extrusions & Kits.....+6%
All Accessories and Components.....+6%
Please contact **SignComp** Customer Service for assistance

Commercial System Accessories

Components

Part	Part Number	Price Each
Corner Key .120 Stamped Aluminum	5210	$0.79
2 Piece Corner Key .120 Stamped Aluminum	5890	0.49
Frame Brace 1-1/2" Pieces	5350	1.63
Small Frame Brace 1-1/8" Pieces	5352	1.16
2 Piece Frame Brace 1" Pieces	5357	5.50
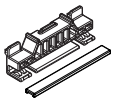 Tension Clip 100 Count Bag	5360	75.00
Tensioning Tool	5135	42.87
Wall Mount Tensioning Tool	5137	42.87
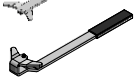 Reverse Wall Mount Tensioning Tool	5138	42.87
2" Soft Signage Snap Cover Spring	5893	0.23
1-1/4" Soft Signage Snap Cover Spring	5894	0.23
Reversible Flexholder 500 Count Box	LP-1100	285.00
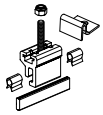 Wedge Clamp Sets (Includes all components) 1-1/2" Bolt - 100 Count Box 2-1/2" Bolt - 100 Count Box	 5365 5370	 248.00 256.00
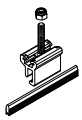 Flexclamp 1-1/2" Bolt - 250 Count Box 2-1/2" Bolt - 250 Count Box	 FC FCSP	 432.50 455.00
Teeth Clip 500 Count Box	FHU-CLIP	50.00
Stainless Steel Clip 250 Count Box	SSC-P	92.50
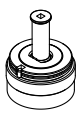 D-Punch Assembly	5080	290.06
6" Radius End Cap 1-1/4" Reveal Tab	5440	15.65

Part	Part Number	Price Each
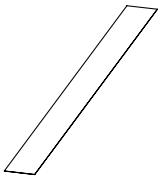 Wide Body Raceway Cover 10-1/4" x 48" x .040 (white)	5116	$20.73
Medium Body Raceway Cover 7-1/8" x 48" x .040 (white)	5114	11.99
Single Face Body Raceway Cover 5-5/8" x 48" x .040 (white)	5112	7.13
Wide Body Ballast Bracket 10-1/16" x 24" x .080	5092	8.11
Medium Body Ballast Bracket 6-13/16" x 24" x .080	5094	5.39
Single Face Body Ballast Bracket 5-9/16" x 24" x .080	5096	4.04
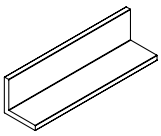 Wide Body Corner Angle 1-3/4" x 1-3/4" x 1/4" - 10-1/16"	5312	5.88
Medium Body Corner Angle 1-3/4" x 1-3/4" x 1/4" - 6-7/8"	5318	4.14
Single Face Body Corner Angle 1-3/4" x 1-3/4" x 1/4" - 5-9/16"	5322	3.72
Narrow Single Face Body Corner Angle 1-3/4" x 1-3/4" x 1/4" - 2-5/16"	5321	1.95
Slimline Single Face Body Corner Angle 1-3/4" x 1-3/4" x 1/4" - 7/8"	5320	1.26
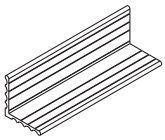 Flat 2 Piece Double Face Body Corner Angle 2-1/2" x 2-1/2" x 1/4" - 15-9/16"	5909	10.38
Flat 2 Piece Double Face Medium Body Corner Angle 2-1/2" x 2-1/2" x 1/4" - 11-9/16"	5910	7.31
Flat Double Face Body Corner Angle 2-1/2" x 2-1/2" x 1/4" - 8-9/16"	5908	5.92
Flat Double Face Medium Body Corner Angle 2-1/2" x 2-1/2" x 1/4" - 3-13/16"	5907	3.06
Flat Single Face Body Corner Angle 2-1/2" x 2-1/2" x 1/4" - 5-5/8"	5327	4.04
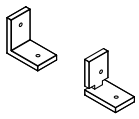 Frame Corner Angle 1-3/4" x 1-3/4" x 1/4" - 1-1/16"	5305	1.11
Divider Corner Angle w/ Notch 1-3/4" x 1-3/4" x 1/4" - 1-1/16"	5300	1.38
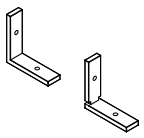 Frame Corner Angle 2" x 2" x 3/16" - 9/16" (For Part #2053)	5304	1.05
Divider Corner Angle w/ Notch 2" x 2" x 3/16" - 9/16" (For Part #2053)	5301	1.30
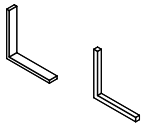 2Part Outer Frame Corner Angle 2" x 2" x 1/8" - 3/8"	5975	1.11
Corner Angle 2" x 2" x 3/16" - 3/16"	5303	0.71

Note: All dimensions are subject to the tolerance standards of the aluminum extrusion industry. Profile drawings are illustrative and rounded to the nearest 1/16".

SignComp™

PRICE ADJUSTMENT
EFFECTIVE APRIL 1, 2018
Mill Finish Extrusions & Kits.....+6%
Pre-Painted Extrusions & Kits.....+6%
All Accessories and Components.....+6%
Please contact **SignComp** Customer Service for assistance

Commercial System Accessories

Components

Part	Part Number	Price
2Part Lock For use with Parts #1942/#2099	5994	$9.36
2Part Large Lock For use with Parts #1941/#2097	5993	9.59
2Part Lock Wrench For use with 2Part Lock Part #5994	5992	7.71
2Part Hinge 1-1/16" x 96" x .060 Aluminum Hinge	5996 5996P	$15.20 27.35
2Part Large Hinge 1-1/2" x 96" x .063 Aluminum Hinge	5997 5997P	21.71 34.03
Compression Gasket Self adhesive water exclusion gasket 50' roll	5500	10.80

Hardware

Access Frame Cover Screw Pre-drill and countersink 1/8" holes every 12" o/c. **Rigid Retainer Corner Screw** Pre-drill and countersink 1/8" holes four (4) per retainer corner. **#8 x 1/2" stainless steel square/phillips drive countersink screw - Type A**	5168	$8.00/100
Hinge Screw Pre-drill 3/8" holes through the retainer along top 36" o/c. **Dual Divider Cover Screw** Pre-drill 3/8" holes through the cover 48" o/c. **1/4"-20 x 1/2" stainless steel allen head machine screw.**	5170	32.00/100
Hinge Screw Pre-drill 5/32" holes through the retainer along top 36" o/c. **Closure Screw** Pre-drill 5/32" holes through the retainer along top 48" o/c. **#10 x 5/8" steel zinc square/phillips pancake head screw - Type F**	5178	17.00/100
Closure Screw Pre-drill 3/8" holes along sides and bottom 48" o/c. **1/4"-20 x 3/4" stainless steel square/phillips drive pan head machine screw.**	5180	21.00/100
Cover Screw Pre-drill 1/8" holes 24" o/c. **1-1/2" Retainer Screw** Pre-drill four (4) 1/8" holes in back through retainer into corner keys. **#8 x 5/16" steel zinc square/phillips drive pan head screw - Type B**	5195	8.00/100
Flat Single Face Body Corner Angle Screw Pre-drill 5/16" holes eight (8) per body corner. **#8 x 3/8" steel zinc square drive pan head screw - Type B**	5199	8.00/100
Wall Mount Tension Frame Cover Screw Pre-drill 1/8" holes 36" o/c. **#8 x 3/4" steel zinc square/phillips drive pan head screw - Type B**	5215	23.00/100
Corner Angle Screw Pre-drill 5/16" holes four (4) per body corner. Two (2) per retainer corner. **Ballast Bracket Screw** Two (2) per ballast bracket. **Radius Corner Screw** Four (4) per corner. **#10 x 1/2" stainless steel square/phillips drive pan head tapping screw w/ wax - Type AB**	5218	19.00/100
Inner Frame Retainer Screw **Inner Frame Retainer Screw - Dk Bronze** Pre-drill and countersink 1/8" holes two (2) per corner. **#8 x 3/4" stainless steel square/phillips drive countersink screw - Type A**	5241 5241P	7.00/100 15.00/100
Rigid Retainer Hardware Pre-drill and countersink 9/32" holes one (1) every 18" o/c. **1/4"-20 x 1" stainless steel square drive countersink machine screw/bushing/lock nut**	5285	0.68 ea
Raceway Cover Screw Pre-drill 1/8" holes 24" o/c. **#8 x 1/2" steel zinc square/phillips drive pan head screw - Type A**	5290	8.00/100
2Part Large Hinge Screw One (1) every 3" o/c. - first 18", remainder 6-8" o/c. **Vandal Cover Corner Angle Screw** Two (2) per corner angle. **#8 x 3/8" stainless steel square/phillips drive countersink screw - Type A**	5990	7.00/100

SignComp™

Note: All dimensions are subject to the tolerance standards of the aluminum extrusion industry. Profile drawings are illustrative and rounded to the nearest 1/16".

Commercial System Specifications

Sign Cabinet Body Extrusions
With Reveal

Wide Body
Part #2005
(Section view through top)

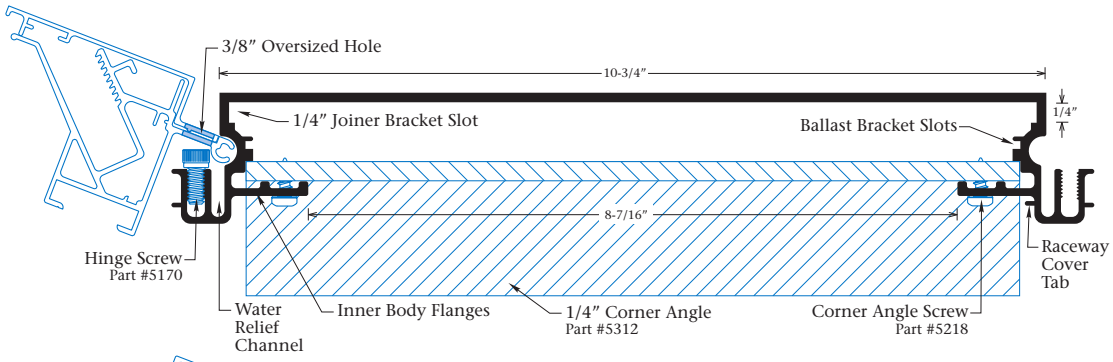

Medium Body
Part #2015
(Section view through top)

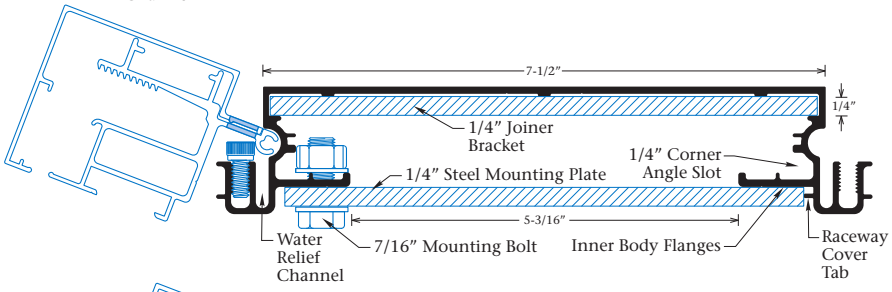

Single Face Body
Part #2025
(Section view through top)

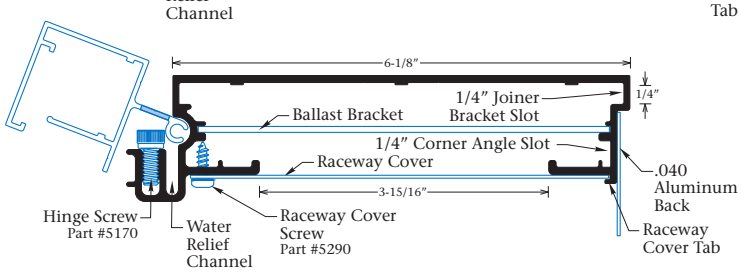

Narrow Single Face Body
Part #2021
(Section view through side/bottom)

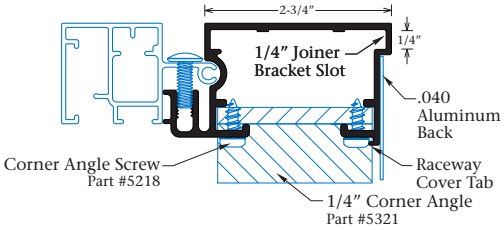

Slimline Single Face Body
Part #2020
(Section view through side/bottom)

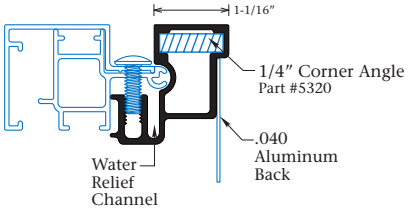

Retro Body
Part #2040
(Section view through side/bottom)

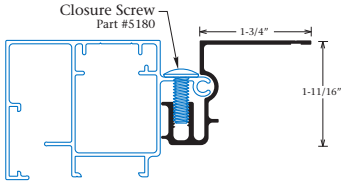

Note: Attach the 1/4" steel mounting plate above the inner body flanges to increase structural connection. It is recommended to use safety chains and prop-bars on all hingeable faces.

US Patent Numbers 4,817,317 / 5,467,546 / 6,061,941 / 6,637,080
CA Patent Numbers 2,245,623 & 2,387,222

SignComp™

Note: All dimensions are subject to the tolerance standards of the aluminum extrusion industry. Profile drawings are illustrative and rounded to the nearest 1/16".

Commercial System Specifications

Sign Cabinet Body Extrusions

Without Reveal

Flat 2Piece Double Face Body

Part #2009

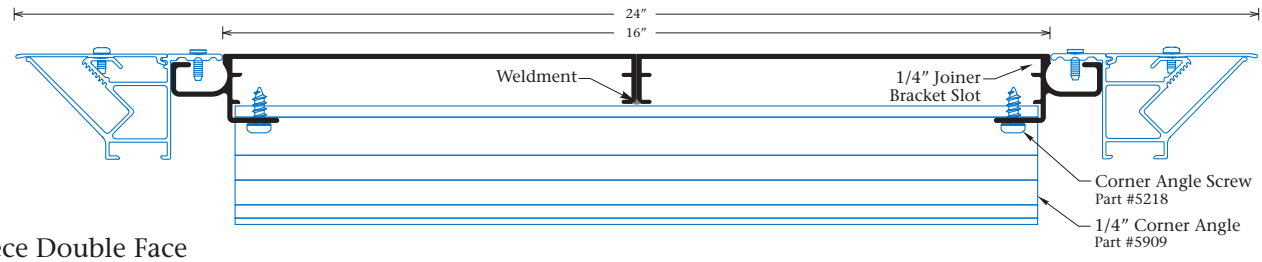

Flat 2 Piece Double Face Medium Body

Part #2010

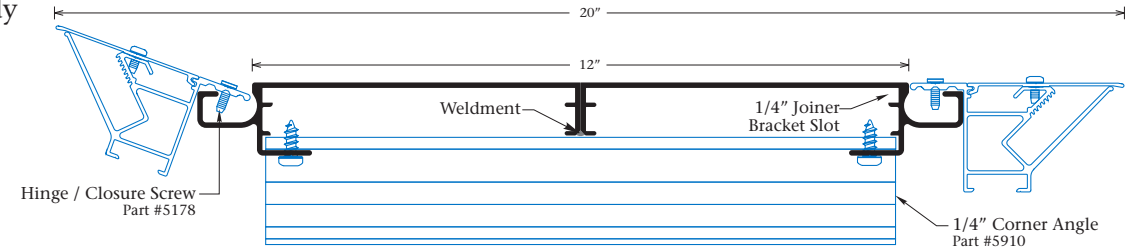

Flat Double Face Body

Part #2008



Flat Double Face Medium Body

Part #2007

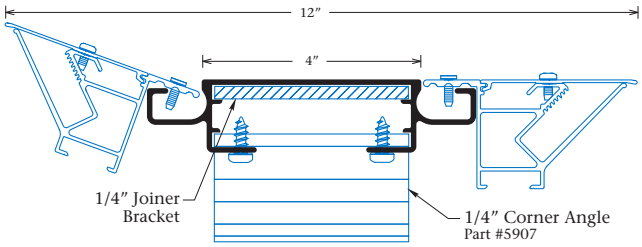

Flat Single Face Body

Part #2027

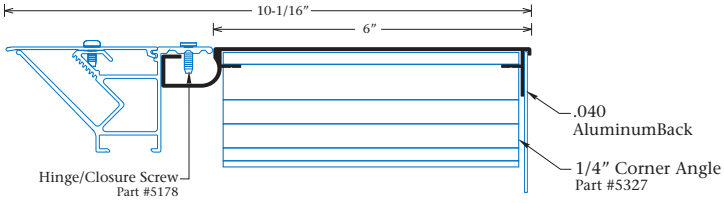

Flat Retro Body

Part #2041

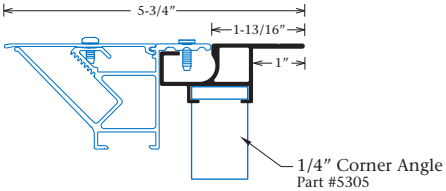

Flat Wall Mount Retro Body

Part #2042

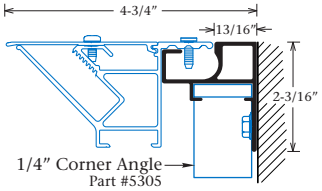

Note: Attach the 1/4" steel mounting plate above the inner body flanges to increase structural connection. It is recommended to use safety chains and prop-bars on all hingeable faces.

US Patent Numbers 4,817,317 / 5,467,546 / 6,061,941 / 6,637,080
CA Patent Numbers 2,245,623 & 2,387,222

SignComp™

Note: All dimensions are subject to the tolerance standards of the aluminum extrusion industry. Profile drawings are illustrative and rounded to the nearest 1/16".

Commercial System Specifications

Hingeable Retainer Extrusions

For Rigid Plastic Faces

1-1/2" Retainer
Part #2055

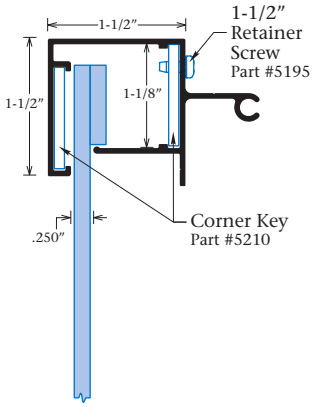

1-1/2" Retainer II
Part #2053

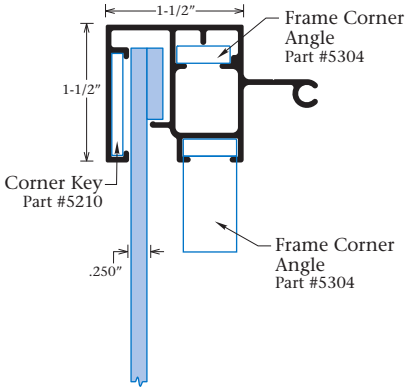

1-1/2" Frame
Part #2063

1-1/2" Frame Cover
Part #2073

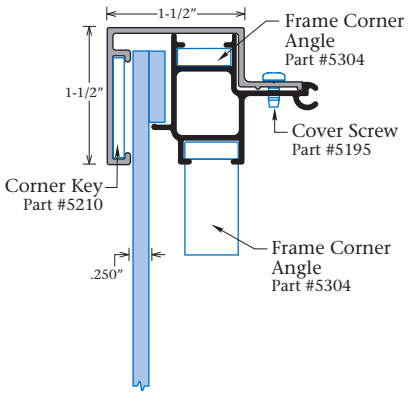

2-1/4" Retainer
Part #2045

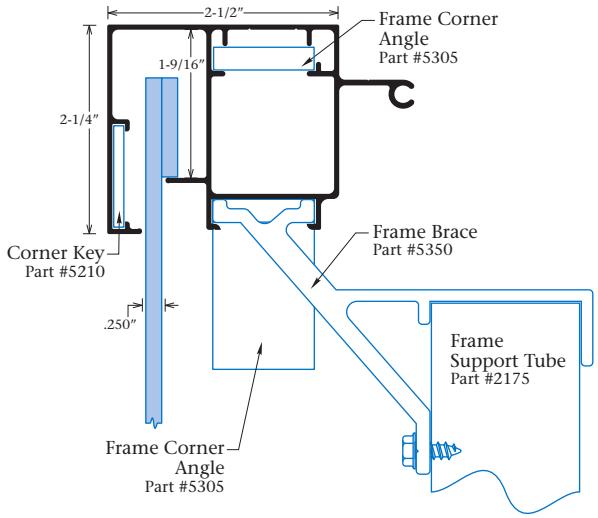

Dual Frame
Part #2065

2-1/4" Dual Frame Cover
Part #2075

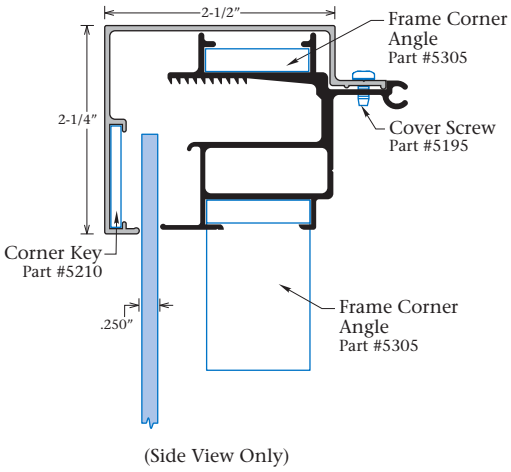

(Side View Only)

Note: The Dual Frame with 2-1/4" Dual Frame Cover and the 1-1/2" Frame with 1-1/2" Frame Cover for Rigid Plastic Faces, is engineered to be used on the sides of the cabinet in conjunction with the 2-1/4" Retainer or 1-1/2" Retainer II. This will allow the covers to be removed in order to slide the face in and out.

For Bleed Pan Form Faces

Bleed Rigid Retainer
Part #2048

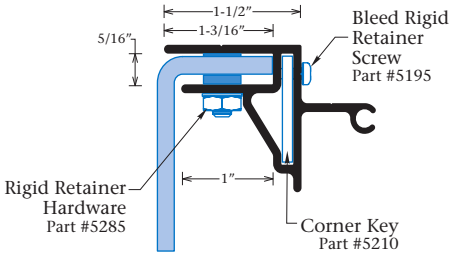

Flat Bleed Rigid Retainer
Part #2204

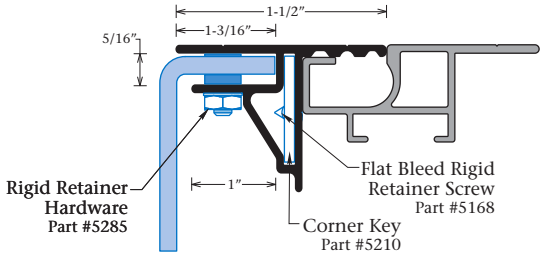

Note: It is recommended to use safety chains and prop-bars on all hingeable faces.

US Patent Numbers 4,817,317 / 5,467,546 / 6,061,941 / 6,637,080
CA Patent Numbers 2,245,623 & 2,387,222

SignComp™

Note: All dimensions are subject to the tolerance standards of the aluminum extrusion industry. Profile drawings are illustrative and rounded to the nearest 1/16".

Commercial System Specifications

Hingeable Retainer Extrusions

For Flexible Fabric Faces

Dual Frame
Part #2065

2-1/4" Dual Frame Cover
Part #2075

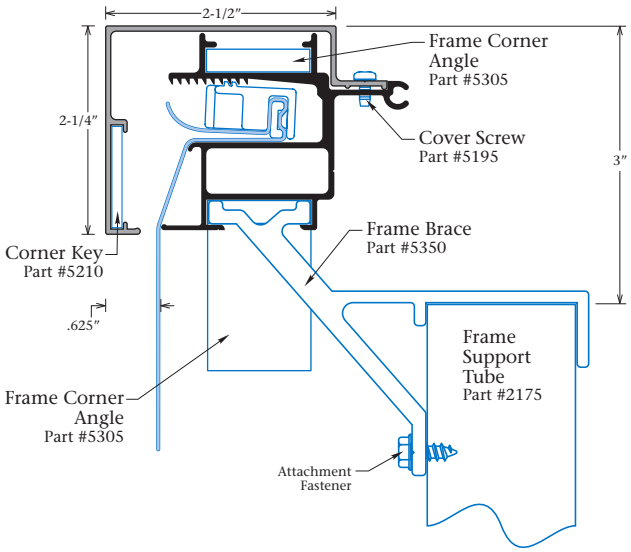

Tension Frame
Part #2085

Bleed Tension Frame Cover
Part #2095

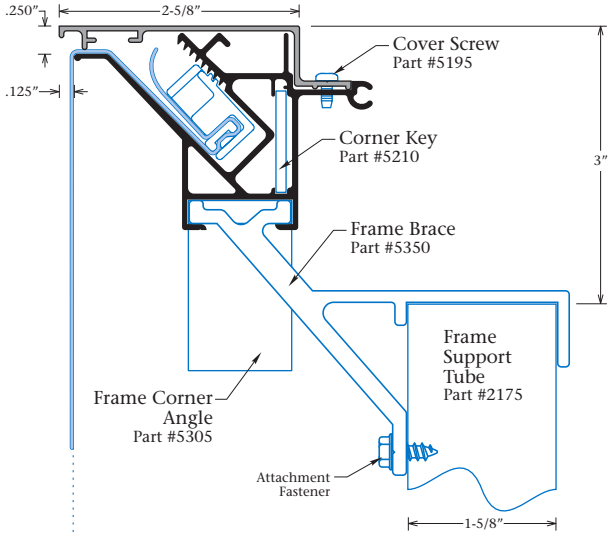

1-1/2" Tension Frame Cover
Part #2084

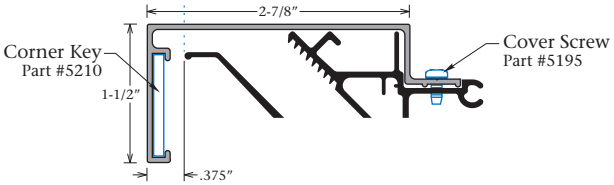

For Rigid Faces

Commercial Access Frame
Part #2060

Insert Top/Bottom Cover
Part #1292

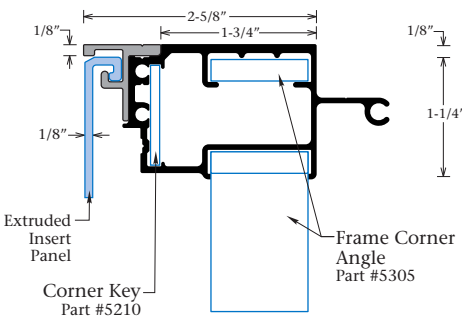

Bleed Cover
Part #1692

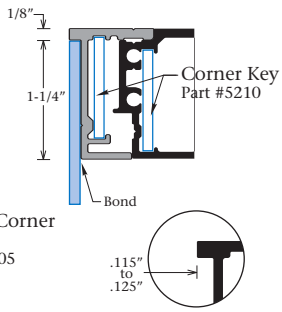

Frameless Cover
Part #1693

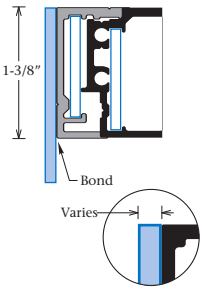

Slide Cover
Part #1694

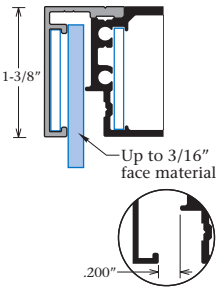

Radius Slide Cover
Part #1695

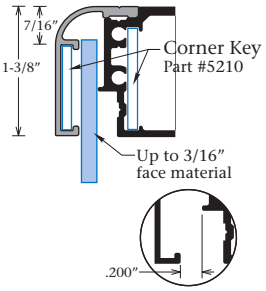

UL Recognized Component Systems
The Underwriters Laboratory file number is E136850

US Patent Numbers 4,817,317 / 5,467,546 / 6,061,941 / 6,637,080
CA Patent Numbers 2,245,623 & 2,387,222

 Note: It is recommended to use safety chains and prop-bars on all hingeable faces.

SignComp™

Note: All dimensions are subject to the tolerance standards of the aluminum extrusion industry. Profile drawings are illustrative and rounded to the nearest 1/16".

Commercial System Specifications

Vandal System

2Part Outer Frame
Part #1942

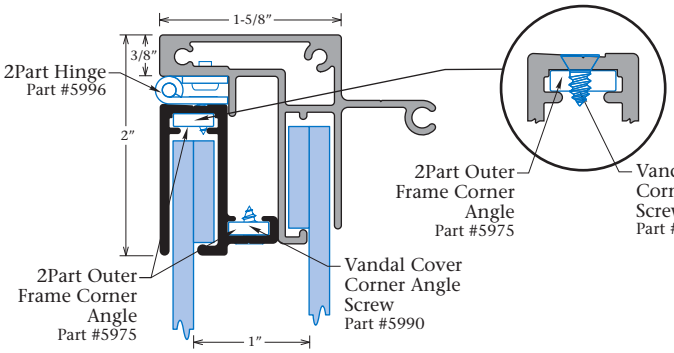

Inner Frame Retainer
Part #2099

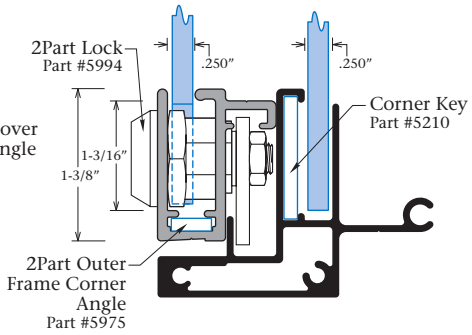

Large Vandal System

2Part Large Outer Frame
Part #1941

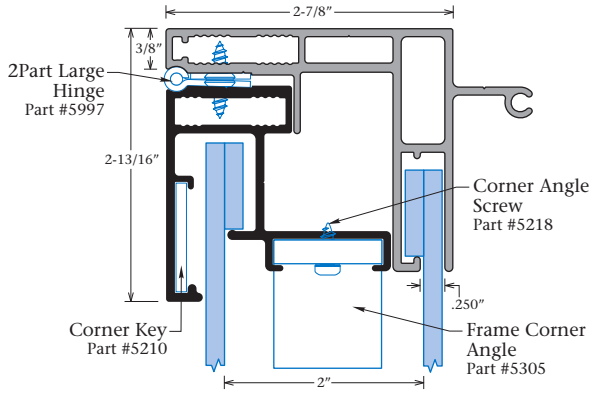

Large Inner Frame Retainer
Part #2097

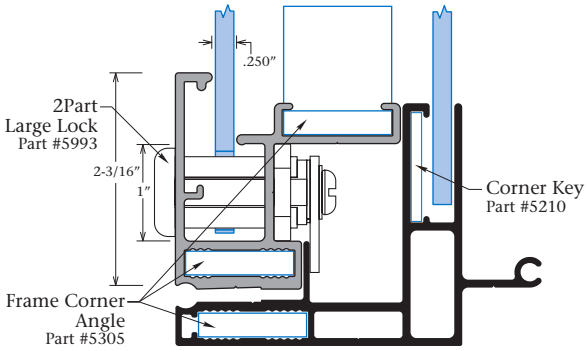

Large Vandal System with Gas Support

2Part Large Outer Frame & Large Inner Frame Retainer
Part #1941 Part#2097

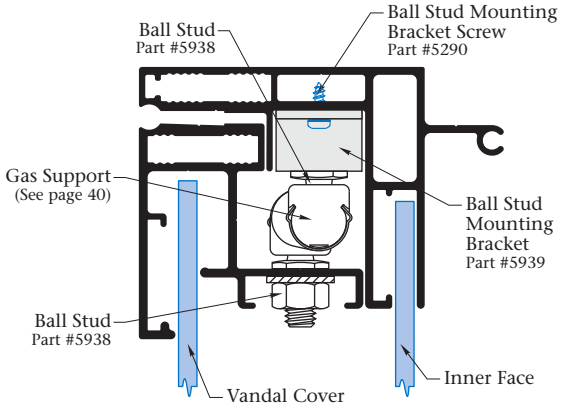

Note:
The ***Inner Frame*** retains the inner face which is typically the translucent white face where a changeable copy system is attached.

The ***Outer Frame*** retains the vandal cover or outer face which is typically a clear lens.

Note: Call Customer Service at 877-784-0405 for specific size and poundage.

Note: It is recommended to use safety chains and prop-bars on all hingeable faces.

US Patent Number 4,817,317

SignComp™

Note: All dimensions are subject to the tolerance standards of the aluminum extrusion industry. Profile drawings are illustrative and rounded to the nearest 1/16".

Commercial System Specifications

Retro/Tension Frame Systems

2" Retro Frame
Part #2112

2-3/8" Retro Frame Cover
Part #2115

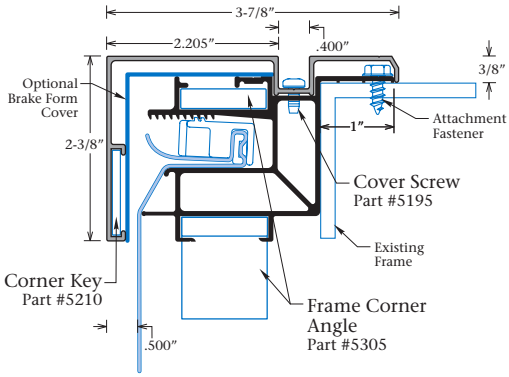

Bleed Retro Frame
Part #2105

Bleed Retro Frame Cover
Part #2122

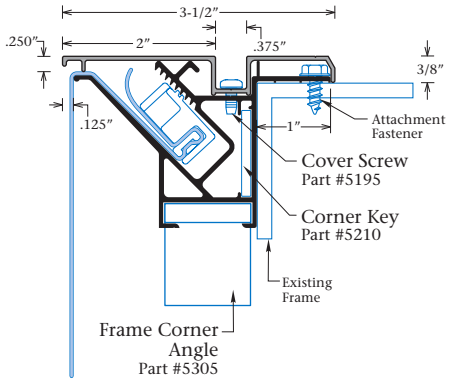

Flat Bleed Retro Frame
Part #2104

Flat Bleed Retro Frame Cover
Part #2121

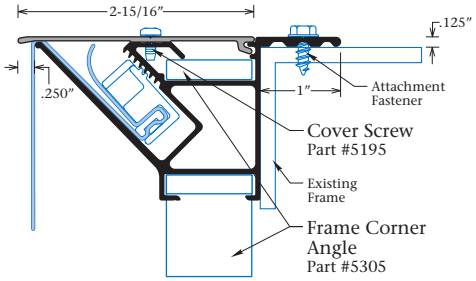

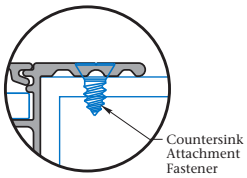

Wall Mount Frame
Part #2100

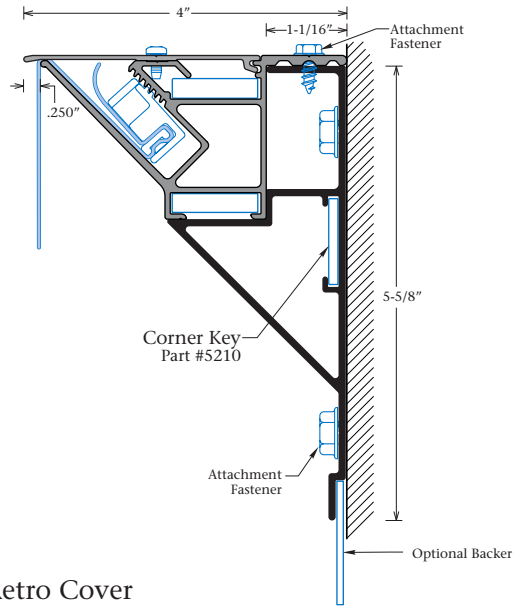

1-1/2" Flat Bleed Retro Cover
Part #2125

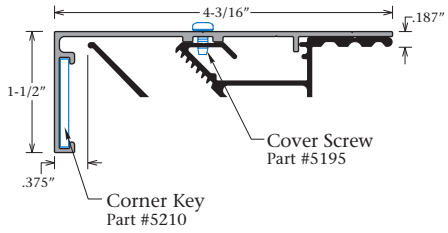

Extended Bleed Retro Cover
Part #2123

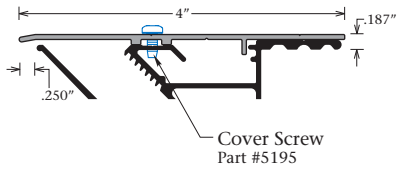

SignComp™

Note: All dimensions are subject to the tolerance standards of the aluminum extrusion industry. Profile drawings are illustrative and rounded to the nearest 1/16".

Commercial System Specifications

Tension Frame Systems

Wall Mount Tension Frame
Part #2090

Wall Mount Tension Frame Radius Cover
Part #2089

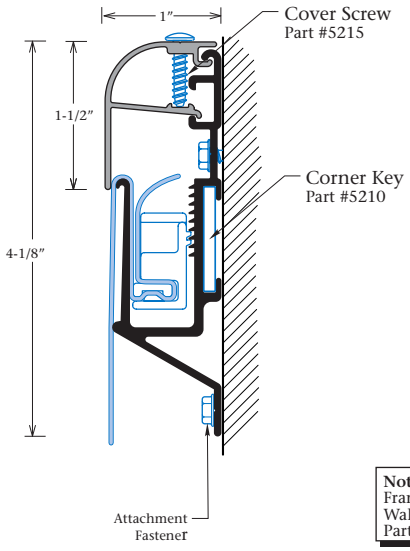

Note: The Wall Mount Tension Frame requires the use of either Wall Mount Tensioning Tool, Part #5137 or #5138.

Wall Mount Tension Frame Square Cover
Part #2088

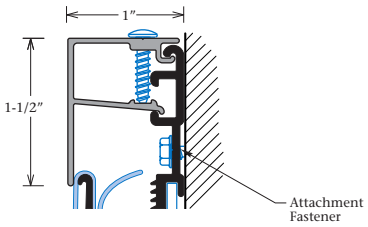

Wall Mount Tension Frame Beveled Cover
Part #2091

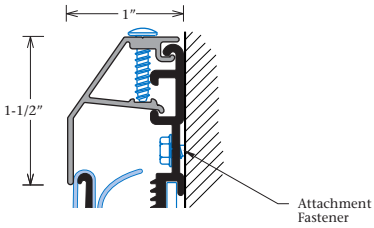

Retro Fascia Systems

Bleed Fascia Frame
Part #2092

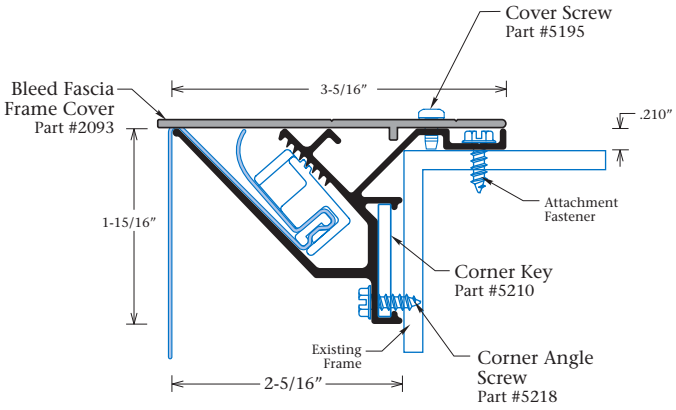

1-1/2" Fascia Frame
Part #2094

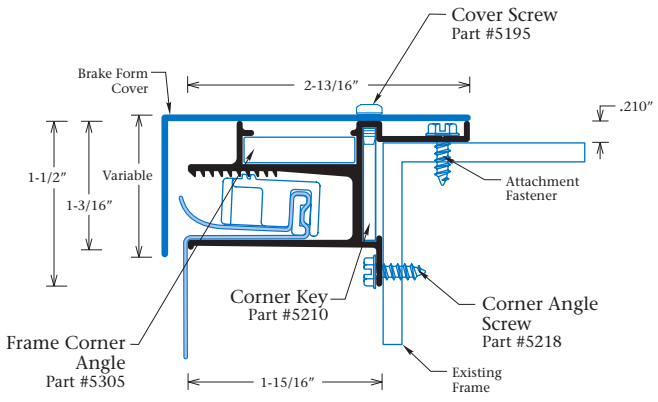

SignComp™

Note: All dimensions are subject to the tolerance standards of the aluminum extrusion industry. Profile drawings are illustrative and rounded to the nearest 1/16".

Commercial System Specifications

Divider Bar Systems
For Rigid Plastic Faces

1-1/2" Divider
Part #2133

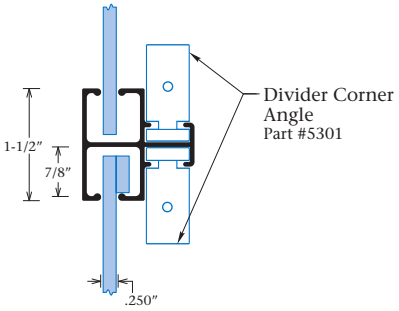

2" Divider
Part #2138

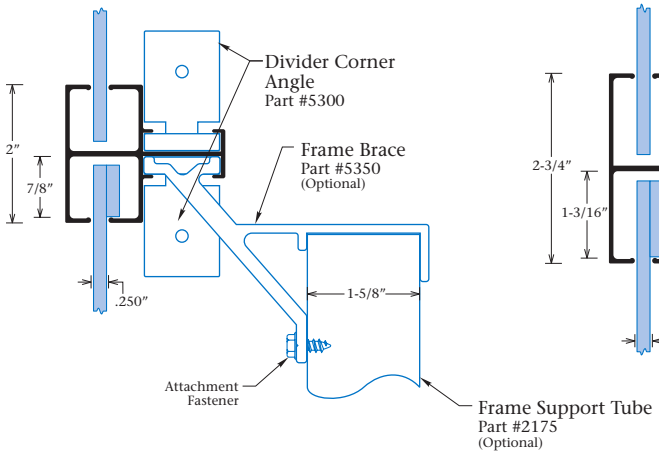

2-3/4" Divider
Part #2128

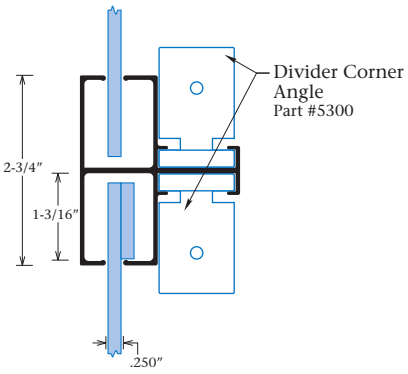

For Flexible Fabric Faces and/or Rigid Plastic Faces

Dual Divider
Part #2142

2-1/2" Dual Divider Cover
Part #2146

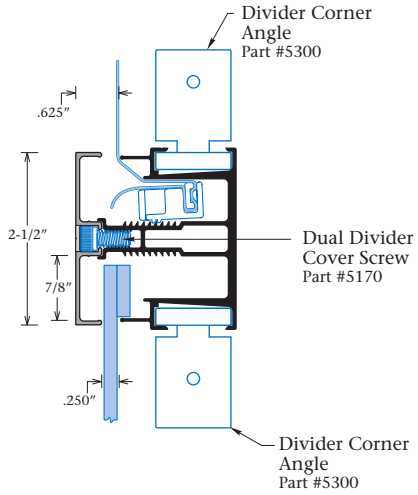

Dual Divider
Part #2142

2-1/2" Dual Divider Cover
Part #2146

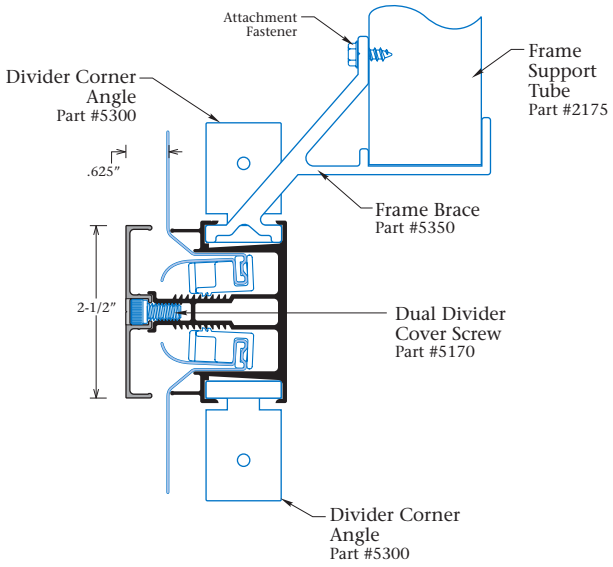

SignComp™

Note: All dimensions are subject to the tolerance standards of the aluminum extrusion industry. Profile drawings are illustrative and rounded to the nearest 1/16".

Commercial System Specifications

Radius Extrusions

8-1/2" Radius 3 Part End
Part #1673

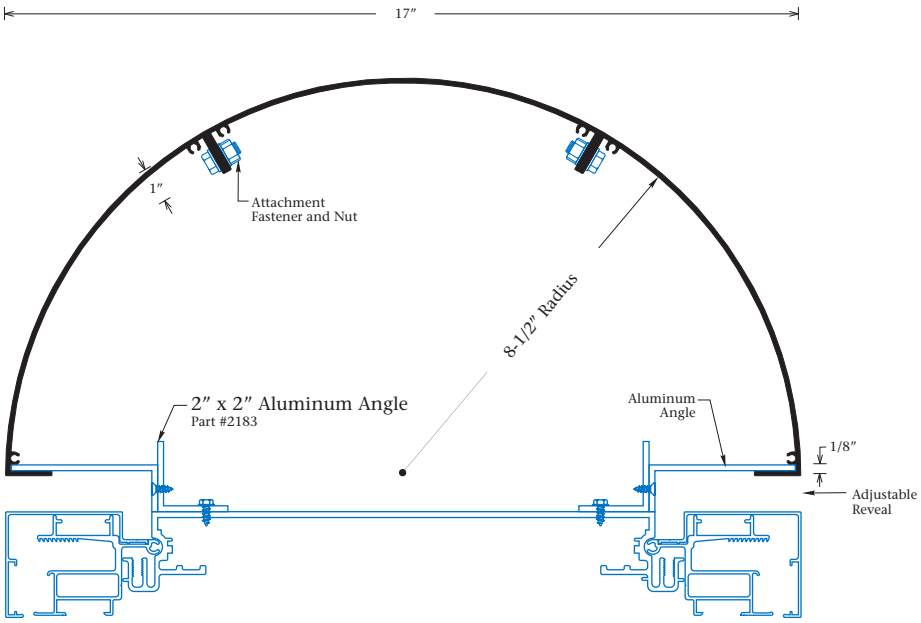

Wide Body and Dual Frame with 2-1/4" Dual Frame Cover

Note: 1673 requires three (3) 3-part ends to make one half round.

6" Radius 1/4 Round End
Part #1671

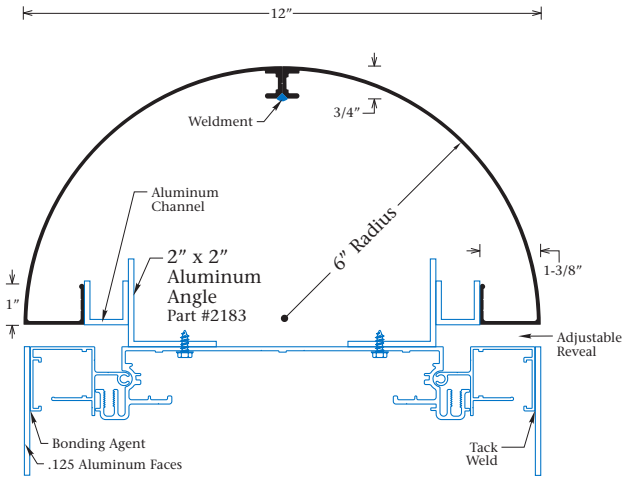

Medium Body and 1-1/2" Retainer

6" Radius 1/4 Round Pole Cover
Part #1672

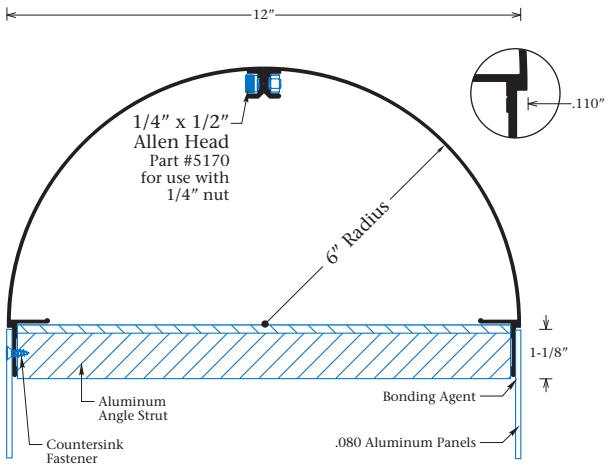

Note: 1671 and 1672 require two (2) 1/4 rounds to make one half round.

US Patent Number 4,817,317

SignComp™

Note: All dimensions are subject to the tolerance standards of the aluminum extrusion industry. Profile drawings are illustrative and rounded to the nearest 1/16".

Commercial System Specifications

Soft Signage Tension Systems
With Plastic Cover

1-1/4" Soft Signage Tension Frame
Part #3090N
1-1/4" Soft Signage Plastic Cover
Part #3093N

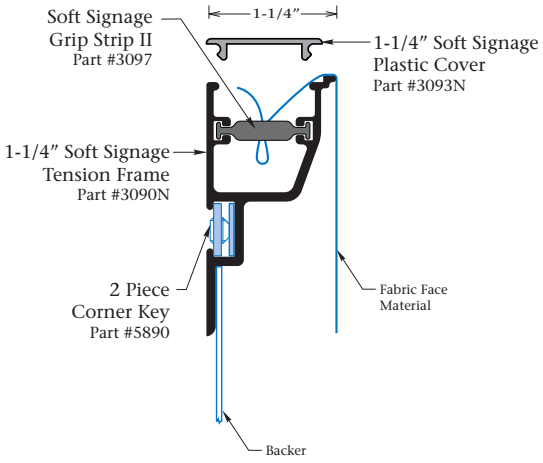

2" Soft Signage Tension Frame
Part #3090
2" Soft Signage Plastic Cover
Part #3093

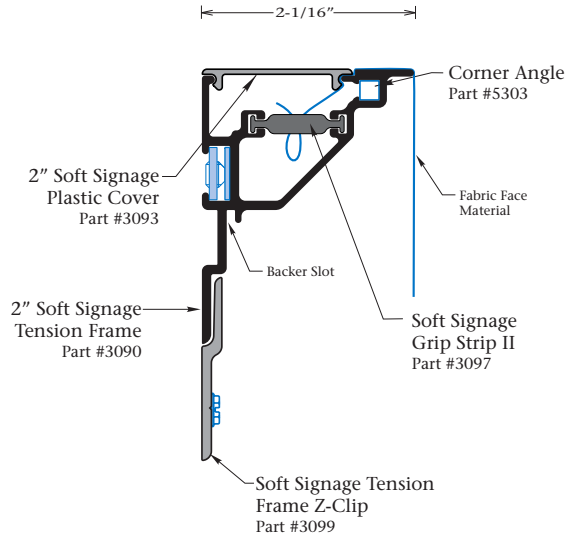

With Snap Cover

1-1/4" Soft Signage Snap Tension Frame
Part #3091N
1-1/4" Soft Signage Snap Tension Frame Cover
Part #3094N

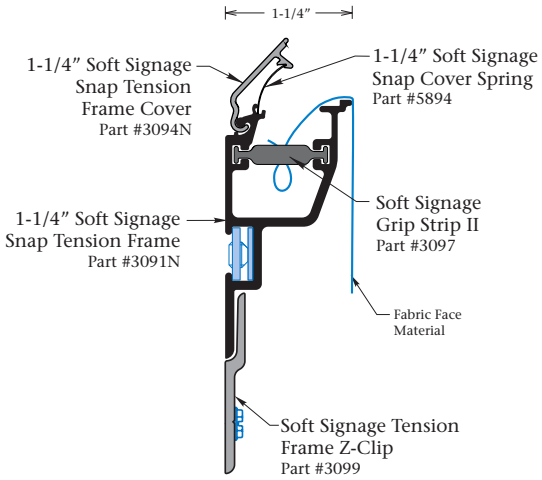

2" Soft Signage Snap Tension Frame
Part #3091
2" Soft Signage Snap Tension Frame Cover
Part #3094

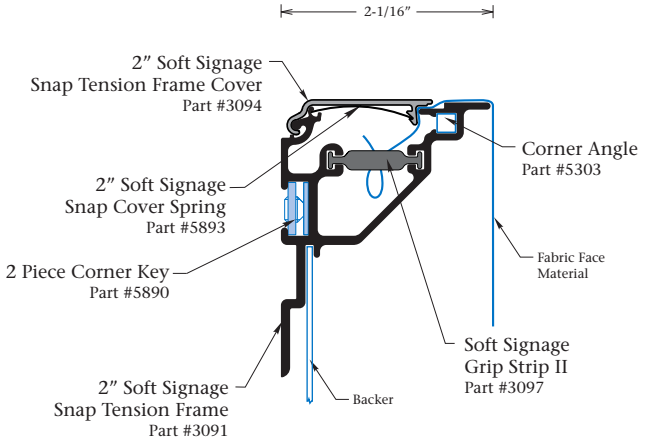

US Patent Number 8,595,966
CA Patent Number 2,754,507

SignComp™

Note: All dimensions are subject to the tolerance standards of the aluminum extrusion industry. Profile drawings are illustrative and rounded to the nearest 1/16".

Commercial System Specifications

Flexible Face Preparation / Extrusion Guidelines

Tension Clip and Flexible Vinyl Requirements

Frame Type (Part # - Name)	Face Trim Size "ADD" to overall Height and Width of the assembled frame.	Clip Line "DEDUCT" from trim size on all (4) four sides.	Clip Placement (on Center)	Tension Tool (Part #)
#2065 - Dual Frame	3"	1-1/2"	6"	5135
#2112 - 2" Retro Frame	3"	1-1/2"	6"	5135
#2094 - 1-1/2" Fascia Frame	3"	1-1/2"	6"	5135
#2085 - Tension Frame	6"	1-1/2"	5"	5135
#2105 - Bleed Retro Frame	6"	1-1/2"	5"	5135
#2104 - Flat Bleed Retro Frame	6-1/2"	1-1/2"	5"	5135
#2092 - Bleed Fascia Frame	6"	1-1/2"	5"	5135
#2142 - Dual Divider	3"	1-1/2"	5"	5135
#2090 - Wall Mount Tension Frame	4-1/2"	2-1/4"	5"	5137/5138

Note: Cut away a 2-1/2" square notch from each corner of the trimmed to size face material. (It can be an advantage not to cut away the 2-1/2" square notch from each corner for Bleed Frame or Wall Mount Tension Frame applications.)

Complete tensioning instructions are available.

UL Recognized Component Systems
The Underwriters Laboratory file number is E136850

Extrusion Guidelines

Size of Sign

Single Face Body . . . . . Typically limited by the comfort factor for hinging the faces open for service.
Medium Body . . . . . Typically limited to approximately 64 square feet (8' x 8').
Wide Body . . . . . Typically limited by the comfort factor for hinging the faces open for service.
1-1/2" Retainer . . . . . Typically limited to 32 square feet (4' x 8').
Fascia Frames . . . . . Typically limited to 6' in height - unlimited length.

If the size of the sign is such that hinging open for service is not applicable, SignComp offers two choices:

1) Steel framework with SignComp retro fit extrusions - Access panels through fabricated cabinet.
2) Service the sign by removing the face -
   a) Rigid plastic faces - The Dual Frame Cover may be removed to allow the plastic faces to slide to one side.
   b) Flexible fabric faces - Tension Clips easily release to allow access to the interior of the sign.

Steel Support

Single Face Body . . . . . Not applicable.
Medium Body . . . . . Up to a 3" x 3" steel tube, see page 15.
Wide Body . . . . . Up to a 4" x 6" steel tube, see page 15.

- Round Steel pipe may be substituted.
- The 3" x 3" and 4" x 6" steel will allow for perpendicular Frame Braces and Frame Support Tubes.

Note: SignComp extrusions are engineered and designed to allow for a wide latitude of designs and applications. The fabrication techniques and material selection are at the sole discretion of the individual fabricator.

US Patent Number 4,817,317

SignComp™

Note: All dimensions are subject to the tolerance standards of the aluminum extrusion industry. Profile drawings are illustrative and rounded to the nearest 1/16".

Frame Brace and Frame Support Tube Placement

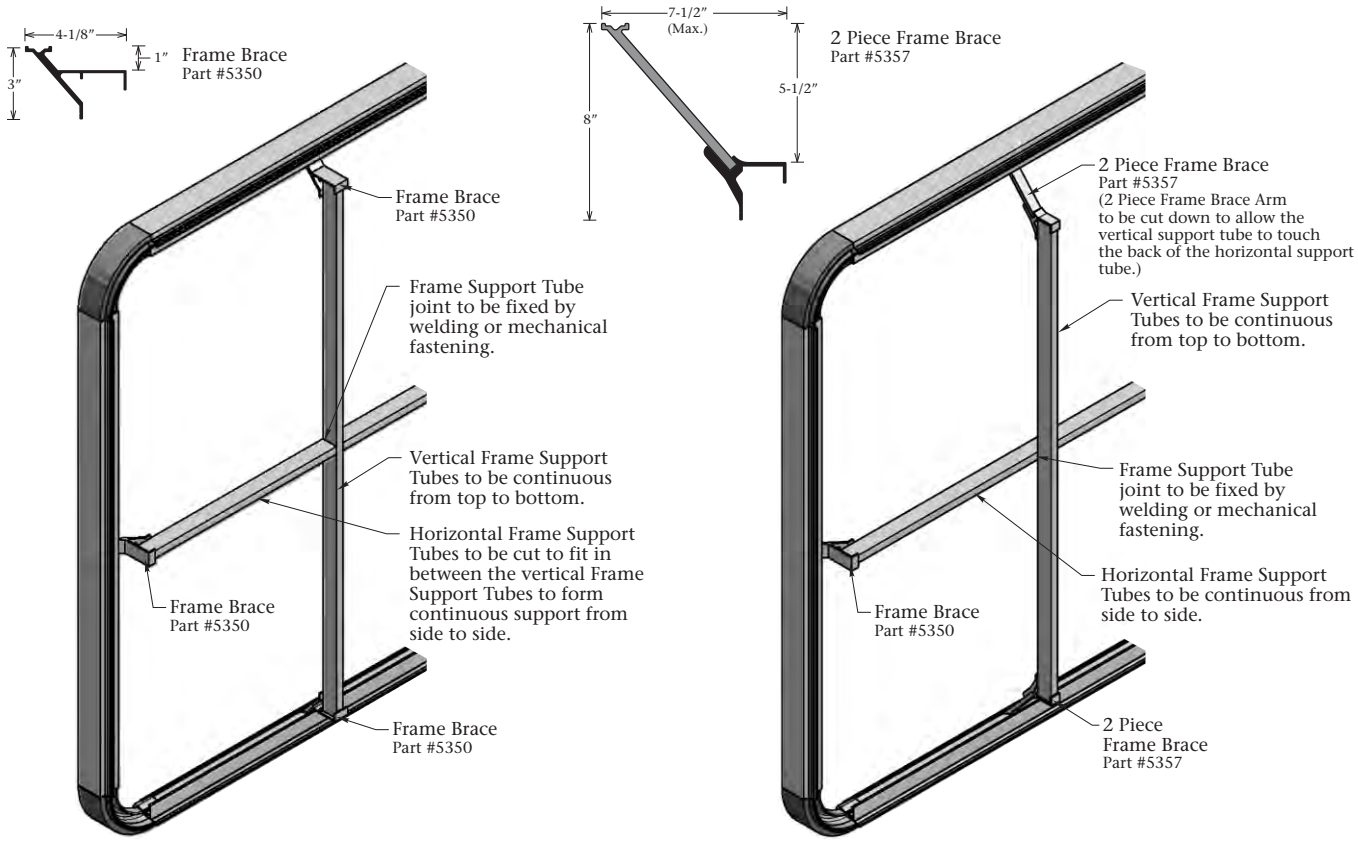

Compression Bracing for Flexible Vinyl Faces

DUAL FRAME, TENSION FRAME & DUAL DIVIDER

Place a vertical Frame Brace and Frame Support Tube approximately every 36" on center. Cut and insert horizontal pieces of Frame Support Tube approximately every 36" in between the vertical assemblies.

RETRO FRAMES

Applications where the Retro Frame carries the compression load, placement of the Frame Brace and Frame Support Tube is the same as the Dual Frame, Tension Frame and Dual Divider.

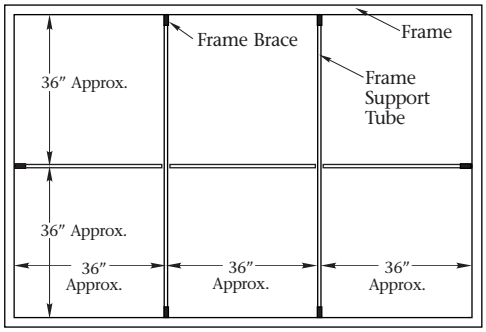

Wind Bracing for Rigid Faces

2-1/4" RETAINER & DUAL FRAME

The Frame Brace and Frame Support Tube may be used to tie the top retainer to the bottom retainer for large hingeable face applications.

2" DIVIDER & 2-3/4" DIVIDER

Place a minimum of one (1) vertical Frame Brace and Frame Support Tube in the center of each 12' span.
Note: 12' span- one assembly - 18' span- two assemblies.

- Do not place the Frame Brace and Frame Support Tube directly in front of parallel steel support structures.
- Place all Frame Braces and Frame Support Tubes directly in between parallel lamps.
- Frame Braces and Frame Support Tubes that are perpendicular to lamps will not cause shadows.
- Medium Body will accept a 3" x 3" square steel support tube and accommodate the perpendicular placement of Frame Braces and Frame Support Tubes.
- Wide Body will accept a 6" x 4" rectangular steel support tube and accommodate the perpendicular placement of Frame Braces and Frame Support Tubes.

SignComp™

Commercial Kits

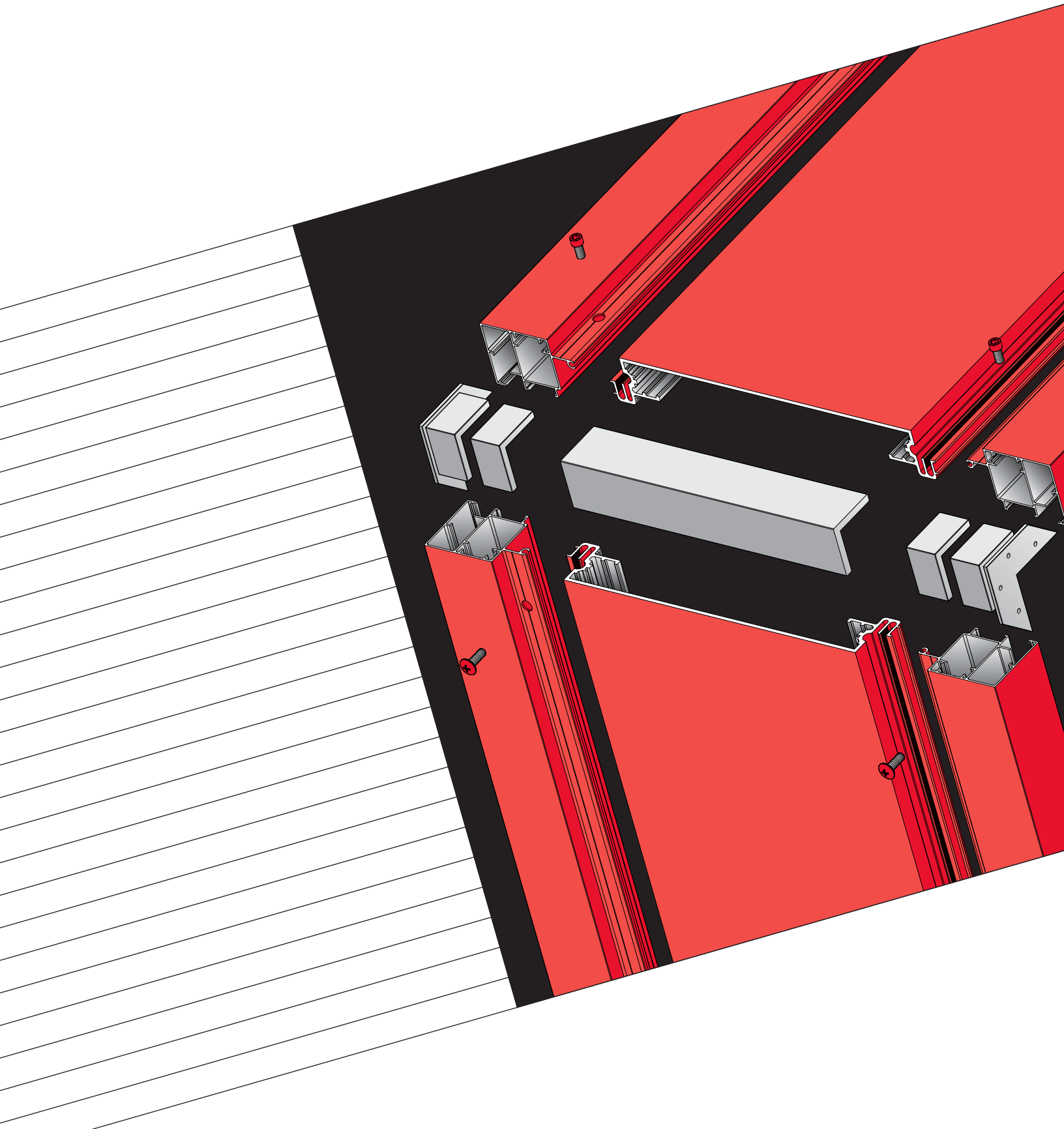

SignComp™

Note: All dimensions are subject to the tolerance standards of the aluminum extrusion industry. Profile drawings are illustrative and rounded to the nearest 1/16".

S/F and D/F Unassembled Kits For Rigid Faces

See Pages 15 & 17

Retro Body with 1-1/2" Retainer II
Part #K2040/53
One vertical side will be 1-1/2" Frame with 1-1/2" Cover.

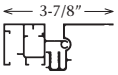

Retro Body with 2-1/4" Retainer
Part #K2040/45
One vertical side will be Dual Frame with Dual Frame Cover.

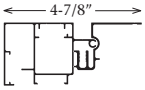

Slimline S/F Body with 1-1/2" Retainer II
Part #K2020/53
One vertical side will be 1-1/2" Frame with 1-1/2" Cover.

Slimline S/F Body with 2-1/4" Retainer
Part #K2020/45
One vertical side will be Dual Frame with Dual Frame Cover.

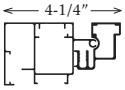

Narrow S/F Body with 1-1/2" Retainer II
Part #K2021/53
One vertical side will be 1-1/2" Frame with 1-1/2" Cover.

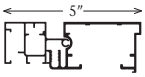

Narrow S/F Body with 2-1/4" Retainer
Part #K2021/45
One vertical side will be Dual Frame with Dual Frame Cover.

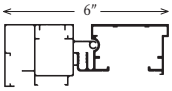

Single Face Body with 1-1/2" Retainer II
Part #KSF/53*
One vertical side will be 1-1/2" Frame with 1-1/2" Cover.

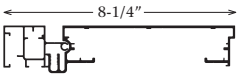

Single Face Body with 2-1/4" Retainer
Part #KSF/45*
One vertical side will be Dual Frame with Dual Frame Cover.

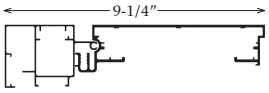

Medium Body with 1-1/2" Retainer II
Part #KMB/53*
One vertical side will be 1-1/2" Frame with 1-1/2" Cover.

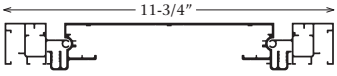

Medium Body with 2-1/4" Retainer
Part #KMB/45*
One vertical side will be Dual Frame with Dual Frame Cover.

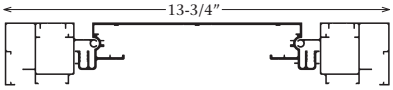

Wide Body with 1-1/2" Retainer II
Part #KWB/53*
One vertical side will be 1-1/2" Frame with 1-1/2" Cover.

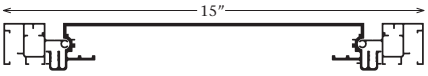

Wide Body with 2-1/4" Retainer
Part #KWB/45*
One vertical side will be Dual Frame with Dual frame Cover.

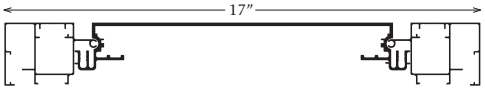

Kits Include:
- Cut-to-size and mitered body extrusion and retainers.
- All screws required to assemble by mechanical fastening. **Note:** Raceway Cover Screws are not included.
- All Body/Frame Corner Angles and Corner Keys required.
- Packaging.

Not Included in Kits:
- Faces or Backs.
- Electrical Components.
- Ballast Bracket(s).
- Back Braces and Gussets.
- Radius Corners - See optional accessories.
- Raceway Covers - See optional accessories.
- Dividers - See optional accessories.
- Mounting Provisions.
- Internal Supports.

Optional Accessories:
- Raceway Covers - See page 13.
- Radius Corners - See page 12.
- Divider Bar - See pages 9 & 22.

Kit Sizes and Availability:
- **It is recommended to order kits 1" over nominal T-12 lamp size to utilize .040 flat Aluminum Raceway Covers.**
- Custom size kits may be cut to any dimension.

Recommended Lamp Spacing:
- For flat plastic, illuminated backgrounds using T-12 lamps:
- KMB/53 - 8" on center
- KSF/53 and KMB/45 - 10" on center
- KSF/45, KWB/53, and KWB/45 - 12" on center
- For S/F applications always place lamps 3/4" from back of sign.

Cut-To-Size Divider Kits Include:
K2133 - 1-1/2" Divider
K2138 - 2" Divider
K2128 - 2-3/4" Divider
Divider kits include:
- Cut-to-size Divider
- Divider Corner Angles
- Screws for mechanical fastening

General Information:
- Finishes - See page 67. *Also available in Dk. Bronze.
- Additional information - See pages 15, 17 & 67.
- Cut-to-size and pre-cut kits are available locally through select sign supply distributors.
- Call Customer Service for pricing.

Note: It is recommended to use safety chains and prop-bars on hingeable faces.

Patent Number 4,817,317

SignComp™

Note: All dimensions are subject to the tolerance standards of the aluminum extrusion industry. Profile drawings are illustrative and rounded to the nearest 1/16".

S/F and D/F Unassembled Kits For Bleed Pan Form Faces

See Pages 16 & 17

With Reveal

Retro Body w/ Bleed Rigid Retainer
Part #K2040/48

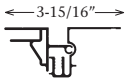

Slimline Single Face Body w/ Bleed Rigid Retainer
Part #K2020/48

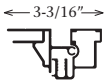

Narrow Single Face Body w/ Bleed Rigid Retainer
Part #K2021/48

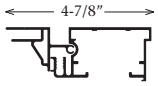

Single Face Body w/ Bleed Rigid Retainer
Part #KSF/48

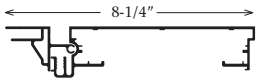

Medium Body w/ Bleed Rigid Retainer
Part #KMB/48

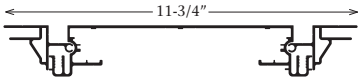

Wide Body w/ Bleed Rigid Retainer
Part #KWB/48

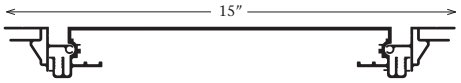

Without Reveal

Flat Retro Body w/ Flat Bleed Rigid Retainer
Part #K2041/04

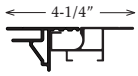

Flat Single Face Body w/ Flat Bleed Rigid Retainer
Part #K2027/04

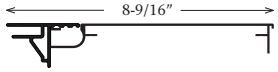

Flat D/F Medium Body w/ Flat Bleed Rigid Retainer
Part #K2007/04

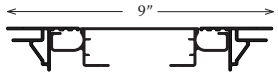

Flat D/F Body w/ Flat Bleed Rigid Retainer
Part #K2008/04

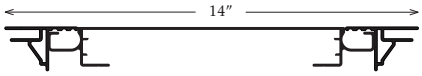

Flat 2 Piece D/F Medium Body w/ Flat Bleed Rigid Retainer
Part #K2010/04

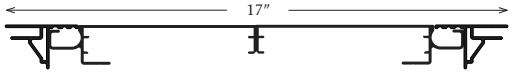

Flat 2 Piece D/F Body w/ Flat Bleed Rigid Retainer
Part #K2009/04

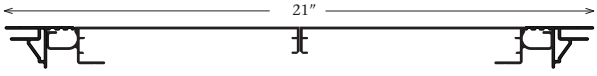

Kits Include:
- Cut-to-size and mitered body extrusion and retainers.
- All screws required to assemble by mechanical fastening. **Note:** Raceway Cover Screws are not included.
- All Body/Frame Corner Angles and Corner Keys required.
- Packaging.

Not Included in Kits:
- Faces or Backs.
- Electrical Components.
- Ballast Bracket(s).
- Back Braces and Gussets.
- Raceway Covers - See optional accessories.
- Mounting Provisions.
- Internal Supports.

Optional Accessories:
- Raceway Covers - See page 13.

Kit Sizes and Availability:
- **It is recommended to order kits 1" over nominal T-12 lamp size to utilize .040 flat Aluminum Raceway Covers.**
- Custom size kits may be cut to any dimension.

Recommended Lamp Spacing:
- For pan form, illuminated backgrounds using T-12 lamps:
- KWB/48, KMB/48,KSF/48, K2009/04, K2010/04, and K2008/04 - 10" on center.
- For S/F applications always place lamps 3/4" from back of sign.

General Information:
- Finishes - See page 67.
- Additional information - See pages 16, 17 & 67.
- Cut-to-size and pre-cut kits are available locally through select sign supply distributors.
- Call Customer Service for pricing.

Note: It is recommended to use safety chains and prop-bars on hingeable faces.

Patent Number 4,817,317

SignComp™

Note: All dimensions are subject to the tolerance standards of the aluminum extrusion industry. Profile drawings are illustrative and rounded to the nearest 1/16".

S/F and D/F Unassembled Vandal Cover Kits

See Page 19

Retro Body w/ Inner Frame & Outer Frame
Part #K2040/99/42

Retro Body w/ Large Inner Frame & Large Outer Frame
Part #K2040/97/41

Slimline S/F Body w/ Inner Frame & Outer Frame
Part #K2020/99/42

Slimline S/F Body w/ Large Inner Frame & Large Outer Frame
Part #K2020/97/41

Narrow S/F Body w/ Inner Frame & Outer Frame
Part #K2021/99/42

Narrow S/F Body w/ Large Inner Frame & Large Outer Frame
Part #K2021/97/41

Single Face Body w/ Inner Frame & Outer Frame
Part #KSF/99/42*

Single Face Body w/ Large Inner Frame & Large Outer Frame
Part #KSF/97/41*

Medium Body w/ Inner Frame & Outer Frame
Part #KMB/99/42*

Medium Body w/ Large Inner Frame & Large Outer Frame
Part #KMB/97/41*

Wide Body w/ Inner Frame & Outer Frame
Part #KWB/99/42*

Wide Body w/ Large Inner Frame & Large Outer Frame
Part #KWB/97/41*

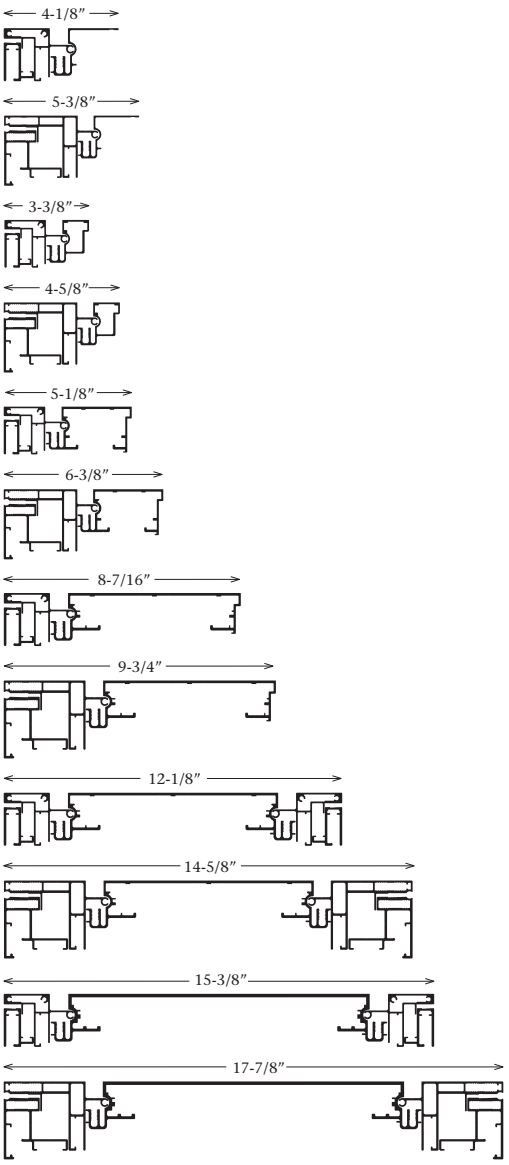

Kits Include:
- Cut-to-size and mitered body extrusion.
- Cut-to-size and mitered Inner Frame/Large Inner Frame Retainer.
- Cut-to-size and mitered Outer Frame/Large Outer Frame Retainer.
- All screws required to assemble by mechanical fastening.
- **Note**: Raceway Cover Screws are not included.
- All Body/Frame Corner Angles and Corner Keys required.
- Cut-to-size 2Part Hinge/2Part Large Hinge.
- 2Part Locks/2Part Large Locks.
- Packaging.

Not Included in Kits:
- Faces or Backs.
- Electrical Components.
- Ballast Bracket(s).
- Internal Supports.
- Gas Supports and Mounting Hardware - See optional accessories.
- Drilling of holes for locks and attachment of locks and hinge.
- Mounting Provisions.
- Raceways Covers - See optional accessories.

Optional Accessories:
- Raceway Covers - See page 13.
- Gas Supports and Hardware.

Kit Sizes and Availability:
- **It is recommended to order kits 1" over nominal T-12 lamp size to utilize .040 flat Aluminum Raceway Covers.**
- Custom size kits may be cut to any dimension.

Recommended Lamp Spacing:
- For flat plastic, illuminated backgrounds using T-12 lamps:
- KMB/97/41 & KMB/99/42 - 6"on center
- KSF/97/41 & KSF/99/42 - 8" on center
- KWB/97/41 & KWB/99/42 - 10" on center
- For S/F applications always place lamps 3/4" from back of sign.

Gas Supports Available:
For use with the Large Vandal System only.
K5934-Kit
Gas Support Kits Include:
- (2) Gas Supports.
- (2) Ball Stud Mounting Brackets.
- (4) 10mm Ball Studs.
- Screws for mechanical fastening.

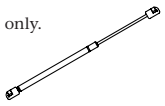

Call Customer Support for specific size and poundage.

General Information:
- Finishes - See page 67. *Also available in Dk. Bronze.
- Additional information - See pages 19 & 67.
- Cut-to-size and pre-cut kits are available locally through select sign supply distributors.
- Call Customer Service for pricing.

Note: It is recommended to use safety chains and prop-bars on hingeable faces.

US Patent Numbers 4,817,317

SignComp™

Note: All dimensions are subject to the tolerance standards of the aluminum extrusion industry. Profile drawings are illustrative and rounded to the nearest 1/16".

S/F and D/F Unassembled Kits For Flexible Faces

See Pages 15 & 18

Retro Body w/ Dual Frame & 2-1/4" Dual Frame Cover
Part #K2040/65

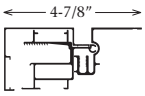

Retro Body w/ Tension Frame & Bleed Tension Frame Cover
Part #K2040/85/95

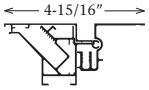

Retro Body w/ Tension Frame & 1-1/2" Tension Frame Cover
Part #K2040/85/84

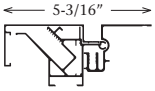

Slimline S/F Body w/ Dual Frame & 2-1/4" Dual Frame Cover
Part #K2020/65

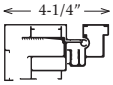

Slimline S/F Body w/ Tension Frame & Bleed Tension Frame Cover
Part #K2020/85/95

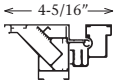

Slimline S/F Body w/ Tension Frame & 1-1/2" Tension Frame Cover
Part #K2020/85/84

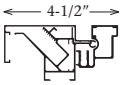

Narrow S/F Body w/ Dual Frame & 2-1/4" Dual Frame Cover
Part #K2021/65

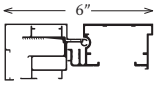

Narrow S/F Body w/ Tension Frame & Bleed Tension Frame Cover
Part #K2021/85/95

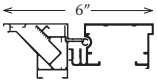

Narrow S/F Body w/ Tension Frame & 1-1/2" Tension Frame Cover
Part #K2021/85/84

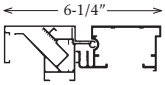

Single Face Body w/ Dual Frame & 2-1/4" Dual Frame Cover
Part #KSF/65*

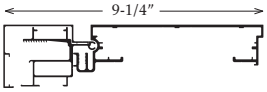

Single Face Body w/ Tension Frame & Bleed Tension Frame Cover
Part #KSF/85/95*

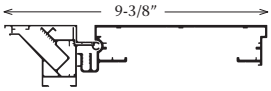

Single Face Body w/ Tension Frame & 1-1/2" Tension Frame Cover
Part #KSF/85/84*

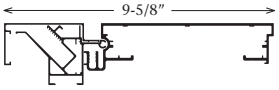

Medium Body w/ Dual Frame & 2-1/4" Dual Frame Cover
Part #KMB/65*

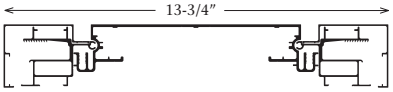

Medium Body w/ Tension Frame & Bleed Tension Frame Cover
Part #KMB/85/95*

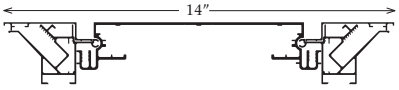

Medium Body w/ Tension Frame & 1-1/2" Tension Frame Cover
Part #KMB/85/84*

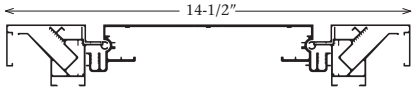

Note: It is recommended to use safety chains and prop-bars on hingeable faces.

US Patent Numbers 4,817,317/5,467,546/6,061,941/6,637,080
CA Patent Numbers 2,245,623 & 2,387,222

SignComp™

Note: All dimensions are subject to the tolerance standards of the aluminum extrusion industry. Profile drawings are illustrative and rounded to the nearest 1/16".

D/F Unassembled Kits For Flexible Faces

See Pages 15 & 18

Wide Body w/ Dual Frame & 2-1/4" Dual Frame Cover
Part #KWB/65*

Wide Body w/ Tension Frame & Bleed Tension Frame Cover
Part #KWB/85/95*

Wide Body w/ Tension Frame & 1-1/2" Tension Frame Cover
Part #KWB/85/84*

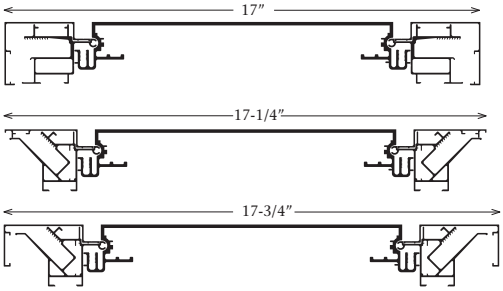

Kits Include:
- Cut-to-size and mitered body extrusion.
- Cut-to-size and mitered frames with covers.
- Tension Clips.
- Frame Braces.
- All screws required to assemble by mechanical fastening.
  Note: Raceway Cover Screws are not included.
- All Body/Frame Corner Angles and Corner Keys required.
- Packaging.

Not Included in Kits:
- Faces or Backs.
- Electrical Components.
- Ballast Bracket(s).
- Frame Support Tube - See optional accessories.
- Back Braces and Gussets.
- Internal Supports.
- Radius Corners - See optional accessories.
- Dividers - See optional accessories.
- Tension Tool - See optional accessories.
- Mounting Provisions.
- Raceway Covers - See optional accessories.

Optional Accessories:
- Raceway Covers - See page 13.
- Frame Support Tube - See page 9.
- Divider Bar - See pages 9 & 22.
- Radius Corners - See page 12.
- Tension Tool - See pages 13.

Kit Sizes and Availability:
- **It is recommended to order kits 1" over nominal T-12 lamp size to utilize .040 flat Aluminum Raceway Covers.**
- Custom size kits may be cut to any dimension.

Recommended Lamp Spacing:
- For illuminated backgrounds using T-12 lamps:
- KMB/65 - 10" on center
- KSF/65, KSF/85/95, KSF/85/84, KMB/85/95, KMB/85/84, KWB/65, KWB/85/95, KWB/85/84 - 12" on center.
- For Single Face applications always place lamps 3/4" from back of sign.

Cut-To-Size Divider Kits Include:
K2142/46* - Dual Divider & Dual Divider Cover
Divider kits include:
- Cut to size Divider & Cover
- Divider Corner Angles
- Screws for mechanical fastening
- Tension Clips

General Information:
- Finishes - See page 67. *Also available in Dk. Bronze.
- Additional information - See pages 15, 18, 25 & 67.
- Cut to size and pre-cut kits are available locally through select sign supply distributors.
- Tension Frame is not engineered to integrate with the Divider System.
- Call Customer Service for pricing.

Retro Frame Unassembled Kits - For Flexible Faces

See Page 20

Bleed Retro Frame w/ Bleed Retro Frame Cover
Part #K2105/22

2"Retro Frame w/ 2-3/8" Retro Frame Cover
Part #K2112/15

Flat Bleed Retro Frame w/ Flat Bleed Retro Frame Cover
Part #K2104/21

Flat Bleed Retro Frame w/ Extended Bleed Retro Frame Cover
Part #K2104/23

Flat Bleed Retro Frame w/ 1-1/2" Flat Retro Frame Cover
Part #K2104/25

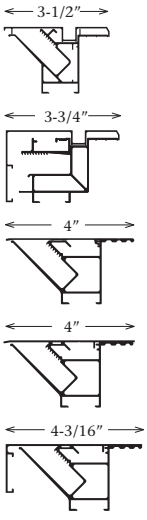

Kits Include:
- Cut-to-size and mitered frames with covers.
- Tension Clips.
- All screws required to assemble by mechanical fastening.
- **Note:** Retro Frame to structure fasteners are not included.
- All Frame Corner Angles required.
- All Corner Keys required.
- Packaging.

Not Included in Kits:
- Face.
- Frame Braces - See optional accessories.
- Frame Support Tube - See optional accessories.
- Tension Tool - See optional accessories.
- Mounting Hardware.

Optional Accessories:
- Frame Braces - See page 13.
- Frame Support Tube - See page 9.
- Tension Tool - See page 13.
- Divider Bar (For 2" Retro Frame)- See Page 22.

Kit Sizes and Availability:
- Retro Frames and Covers are cut larger in both the height and width dimensions to allow for the Retro Frame attachment and give 1/8" tolerance for fit.
- **Bleed Retro Frame - Add 13/16", Cover - Add 1-15/16"**
- **2" Retro Frame - Add 7/16", Cover - Add 1-5/16"**
- **Flat Bleed Retro Frame - Add 1/2", 2121 Cover - Add 1/2", 2123/2125 Cover - Add 5/8".**
- Custom size kits may be cut to any dimension.

General Information:
- Finishes - See page 67.
- Additional information - See pages 20, 25 & 67.
- Cut-to-size and pre-cut kits are available locally through select sign supply distributors.
- Prices reflect one (1) Retro Frame Kit, SINGLE FACE APPLICATION.
- Call Customer Service for pricing.

Note: It is recommended to use safety chains and prop-bars on hingeable faces.

US Patent Numbers 4,817,317/5,467,546/6,061,941/6,637,080
CA Patent Numbers 2,245,623 & 2,387,222

SignComp™

Note: All dimensions are subject to the tolerance standards of the aluminum extrusion industry. Profile drawings are illustrative and rounded to the nearest 1/16".

S/F and D/F Unassembled Kits For Flexible Faces without Reveal

See Page 16 & 20

Flat Wall Mount Retro Body w/ Flat Bleed Retro Frame & Cover
Part #K2042/2104/21

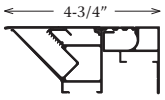

Flat Retro Body w/ Flat Bleed Retro Frame & Cover
Part #K2041/2104/21

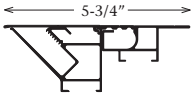

Flat Single Face Body w/ Flat Bleed Retro Frame & Cover
Part #K2027/2104/21

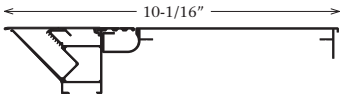

Flat Double Face Medium Body w/ Flat Bleed Retro Frame & Cover
Part #K2007/2104/21

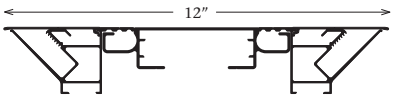

Flat Double Face Body w/ Flat Bleed Retro Frame & Cover
Part #K2008/2104/21

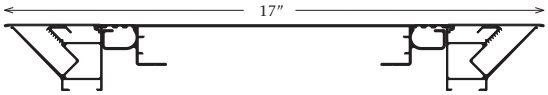

Flat 2 Piece Double Face Medium Body w/ Flat Bleed Retro Frame & Cover
Part #K2010/2104/21

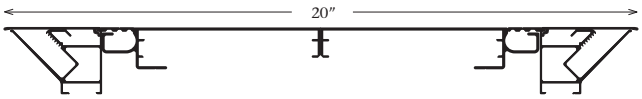

Flat 2 Piece Double Face Body w/ Flat Bleed Retro Frame & Cover
Part #K2009/2104/21

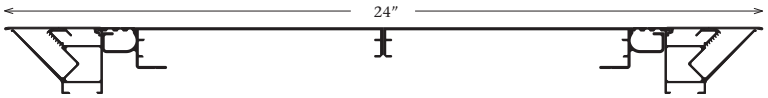

Kits Include:
- Cut-to-size and mitered body extrusion.
- Cut-to-size and mitered frames with covers.
- Tension Clips.
- All screws required to assemble by mechanical fastening.
- All Body and Frame Corner Angles required.
- All Corner Keys required.
- Packaging.

Not Included in Kits:
- Faces or Backs.
- Electrical components.
- Internal supports.
- Frame Braces - See optional accessories.
- Frame Support Tube - See optional accessories.
- Tension Tool - See optional accessories.
- Mounting provisions.

Optional Accessories:
- Frame Braces - See page 13.
- Frame Support Tube - See page 9.
- Tension Tool - See page 13.

Kit Sizes and Availability:
- **It is recommended to order kits 1" over nominal T-12 lamp size to utilize .040 flat Aluminum Raceway Covers.**
- Custom size kits may be cut to any dimension.

Recommended Lamp Spacing:
- For illuminated backgrounds using T-12 lamps:
- K2027/2104/21, K2007/2104/21, K2008/2104/21, K2010/2104/21, K2009/2104/21 - 12" on center.
- For Single Face applications always place lamps 3/4" from back of sign.

General Information:
- Finishes - See page 67.
- Additional information - See pages 16, 25 & 67.
- Cut-to-size and pre-cut kits are available locally through select sign supply distributors.
- Call Customer Service for pricing.

Note: It is recommended to use safety chains and prop-bars on hingeable faces.

US Patent Numbers 4,817,317/5,467,546/6,061,941/6,637,080
CA Patent Numbers 2,245,623 & 2,387,222

SignComp™

Note: All dimensions are subject to the tolerance standards of the aluminum extrusion industry. Profile drawings are illustrative and rounded to the nearest 1/16".

Wall Mount Tension Frame Unassembled Kits For Flexible Faces

See Page 21

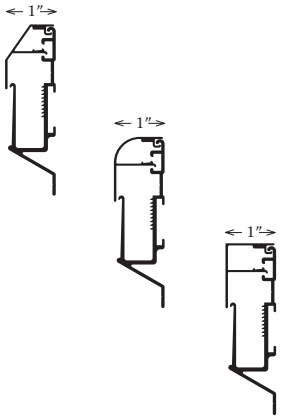

Wall Mount Tension Frame w/ Beveled Cover
Part #K2090/91

Wall Mount Tension Frame w/ Radius Cover
Part #K2090/89

Wall Mount Tension Frame w/ Square Cover
Part #K2090/88

Kits Include:
- Cut-to-size and mitered frames with covers.
- Tension Clips.
- All screws required for cover.
- All Corner Keys required.
- Packaging.

Not Included in Kits:
- Face.
- Wall Mount Tension Tool - See optional accessories.
- Mounting Hardware.
- Tension Frame to structure fasteners are not included.

Optional Accessories:
- Tension Tool - See page 13.

Kit Sizes and Availability:
- Custom size kits may be cut to any dimension.

General Information:
- Finishes - See page 67.
- Additional information - See page 21, 25 & 67.
- Cut-to-size and pre-cut kits are available locally through select sign supply distributors.
- Call Customer Service for pricing.

Soft Signage Unassembled Kits - For Fabric Faces

See Page 24

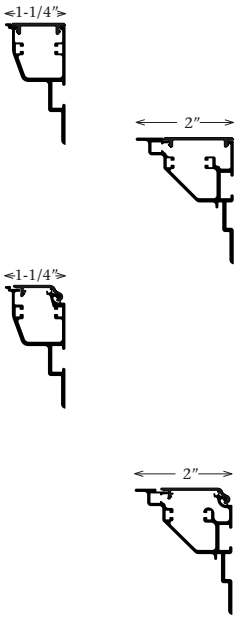

1-1/4" Soft Signage Tension Frame w/ Plastic Cover
Part #K3090N

2" Soft Signage Tension Frame w/ Plastic Cover
Part #K3090

1-1/4" Soft Signage Snap Tension Frame w/ Snap Cover
Part #K3091N/94N

1-1/4" Soft Signage Snap Tension Frame w/ Anodized Snap Cover
Part #K3091N/94NA

2" Soft Signage Snap Tension Frame w/ Snap Cover
Part #K3091/94

2" Soft Signage Snap Tension Frame w/ Anodized Snap Cover
Part #K3091/94A

Kits Include:
- Cut-to-size and mitered frames.
- Cut-to-size and mitered cover.
- Cut-to-size Grip Strip.
- All Corner Angles and Corner Keys required.
- All Cover Springs required.
- Packaging.

Not Included in Kits:
- Face material.
- Backer.
- Mounting hardware.
- Tension Tool.
- Soft Signage Tension Frame Z-Clip - See optional accessories.

Optional Accessories:
- Z-Clip - pages 11 & 24.

Kit Sizes and Availability:
- Custom size kits may be cut to any dimension.

General Information:
- Finishes - See page 67. *Snap Cover available in Mill Finish or Clear Anodized.
- Additional information - See pages 24 & 67.
- Cut-to-size and pre-cut kits are available locally through select sign supply distributors.
- Patent Pending.
- Call Customer Service for pricing.

US Patent Numbers 5,467,546/6,061,941/6,637,080
CA Patent Numbers 2,245,623 & 2,387,222

SignComp™

Architectural Extrusions



SignComp™

Note: All dimensions are subject to the tolerance standards of the aluminum extrusion industry. Profile drawings are illustrative and rounded to the nearest 1/16".

Architectural System Configurations

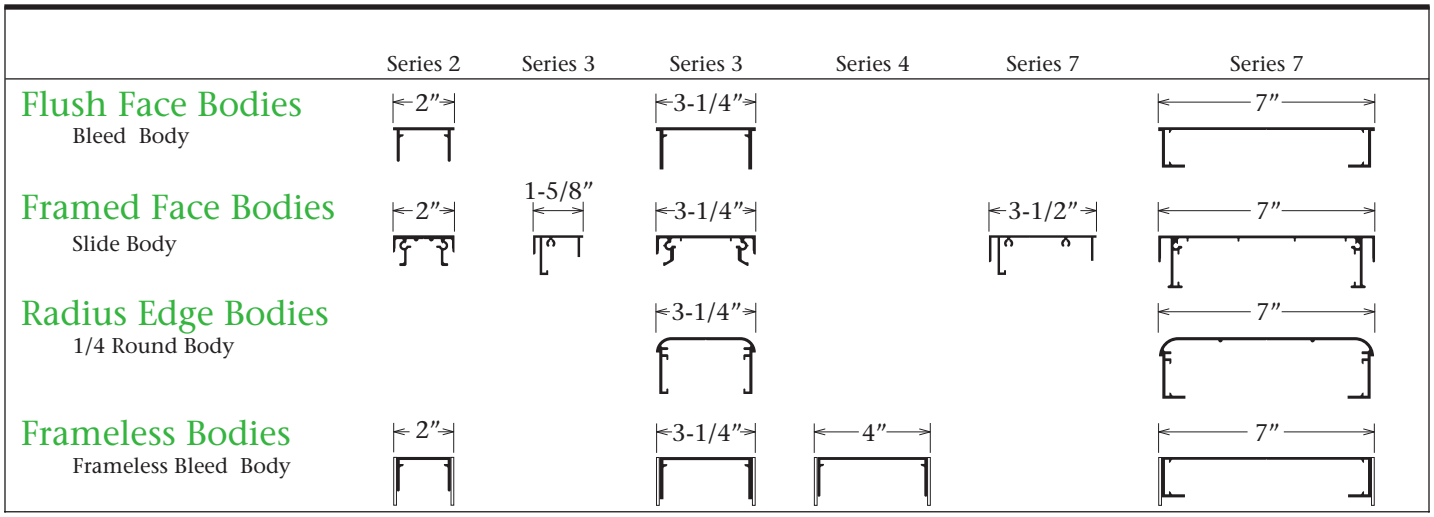

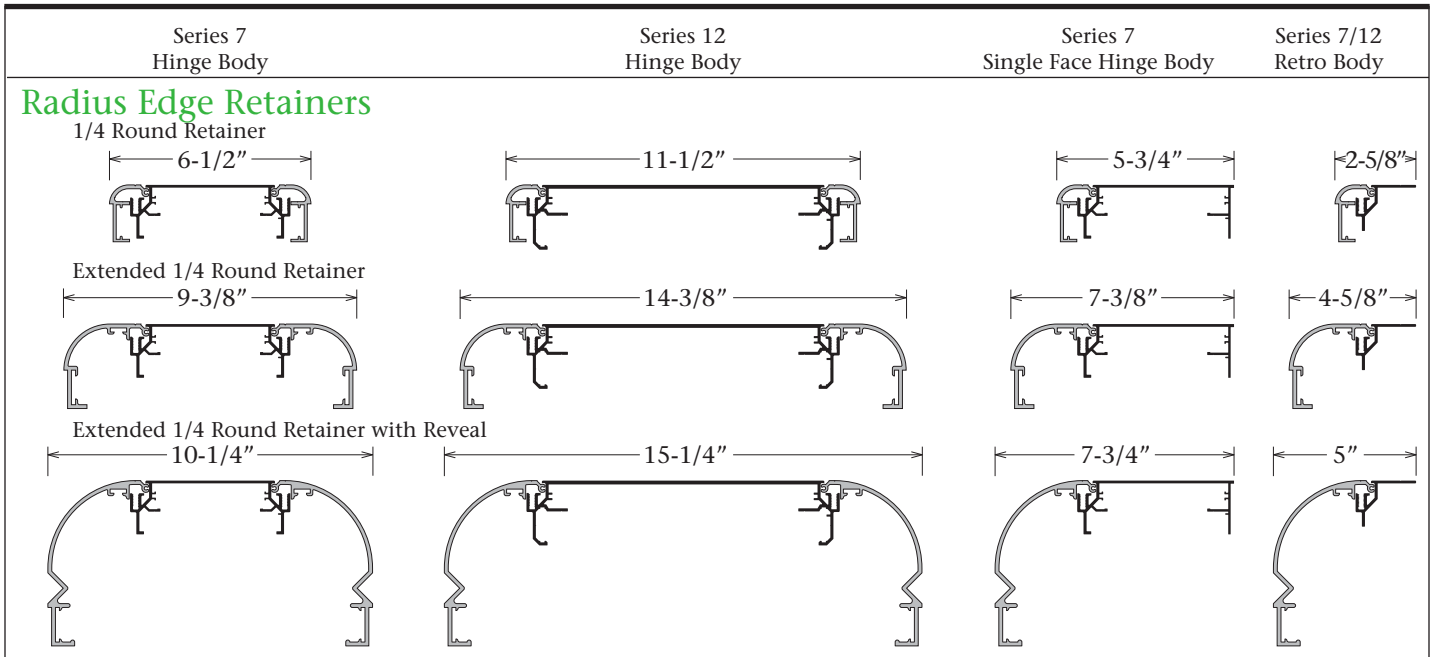

US Patent Number 4,817,317

SignComp™

Note: All dimensions are subject to the tolerance standards of the aluminum extrusion industry. Profile drawings are illustrative and rounded to the nearest 1/16".

Architectural System Configurations

Series 3 S/F Access Body	Series 3 Access Body	Series 7 Hinge Body	Series 12 Hinge Body	Series 7 S/F Hinge Body	Series 7/12 Retro Body

Flush Face Retainers

Bleed Retainer



Frameless Retainer

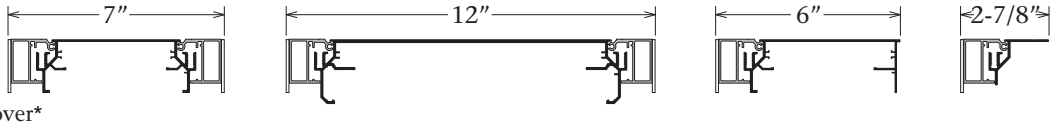

Access Frame with Bleed Cover*

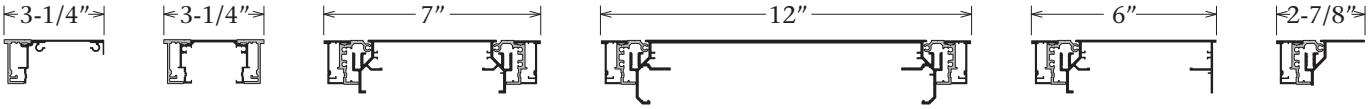

Access Frame with Frameless Cover*

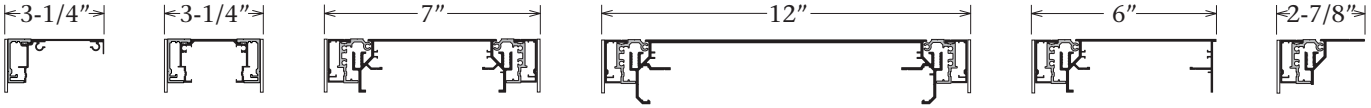

Framed Face Retainers

Slide Retainer

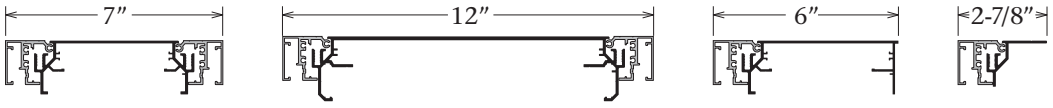

3/4" Slide Retainer

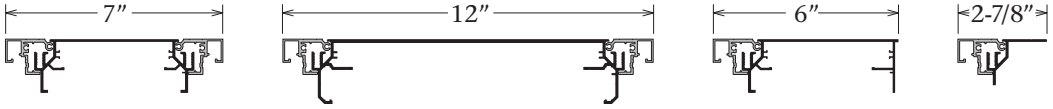

Access Frame with Slide Cover*

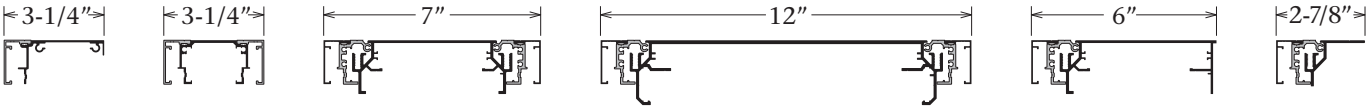

Access Frame with Radius Slide Cover*

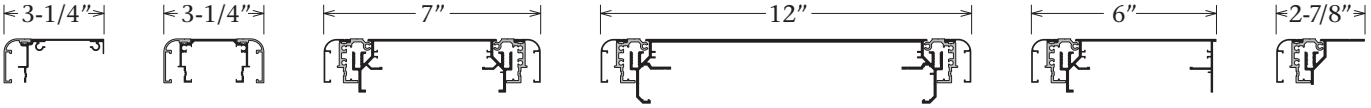

Insert Panel Retainers

With Insert Cover*

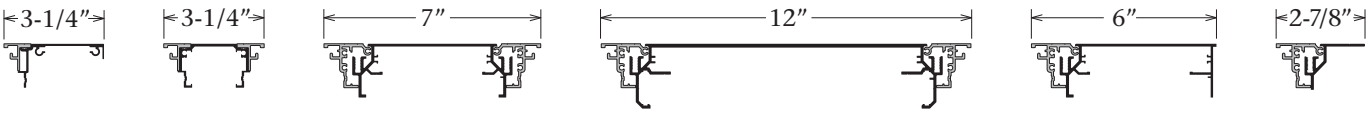

Access Frame with Insert End Cover &/or optional Extended Insert End Cover*

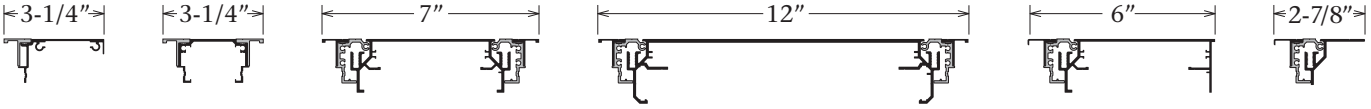

***The Series 3 System utilizes the Series 3 Access Bodies in lieu of the Access Frame.**

US Patent Number 4,817,317

Note: All dimensions are subject to the tolerance standards of the aluminum extrusion industry. Profile drawings are illustrative and rounded to the nearest 1/16".

SignComp™

PRICE ADJUSTMENT
EFFECTIVE APRIL 1, 2018
Mill Finish Extrusions & Kits.....+6%
Pre-Painted Extrusions & Kits.....+6%
All Accessories and Components.....+6%
Please contact **SignComp** Customer Service for assistance

Extrusions Priced by the Length

	Part	Part Number	Length	Mill Finish	Dk. Bronze
1/8" Face & Post Systems					
	Series 1 2" Square Post	1000	24'-0"	$186.60 *Cost per Foot* *7.78*	N/A *N/A*
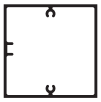	Series 1 3-1/4" Square Post	1005	24'-0"	202.93 *Cost per Foot* *8.46*	N/A *N/A*
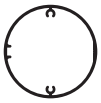	Series 1 3-1/4" Round Post	1007	24'-0"	202.93 *Cost per Foot* *8.46*	N/A *N/A*
2" Copy Bar Systems					
	Series CB Reveal	1410	12'-0"	65.71 *Cost per Foot* *5.48*	N/A *N/A*
	Series CB 2" x 2" Copy Bar	1420	24'-0"	139.74 *Cost per Foot* *5.82*	N/A *N/A*
	Series CB 2" x 3" Copy Bar	1430	24'-0"	177.16 *Cost per Foot* *7.38*	N/A *N/A*
	Series CB 2" x 4" Copy Bar	1440	24'-0"	210.55 *Cost per Foot* *8.77*	N/A *N/A*
	Series CB 2" x 5" Copy Bar	1450	24'-0"	251.57 *Cost per Foot* *10.48*	N/A *N/A*
	Series CB 2" x 6" Copy Bar	1460	24'-0"	288.96 *Cost per Foot* *12.04*	N/A *N/A*
Panel Adaptors					
	Series 2/3/4 1/8" Panel Adaptor	1203	16'-2"	35.45 *Cost per Foot* *2.19*	51.41 *3.18*
	Series 2/3/4 1/4" Panel Adaptor	1202	16'-2"	35.45 *Cost per Foot* *2.19*	51.41 *3.18*
	Series 2/3/4 1/2" Panel Adaptor	1204	16'-2"	37.77 *Cost per Foot* *2.34*	54.77 *3.39*
2" Post & Panel Systems					
	Series 2 2" Square Post	1100	24'-0"	187.67 *Cost per Foot* *7.82*	238.90 *9.95*
	Series 2 2" Slide Body	1110	24'-4"	90.18 *Cost per Foot* *3.71*	116.78 *4.80*
	Series 2 2" Bleed Body	1120	24'-4"	90.18 *Cost per Foot* *3.71*	N/A *N/A*
	Series 2 2" Frameless Body	1125	24'-4"	83.42 *Cost per Foot* *3.43*	N/A *N/A*
	Series 2 2" Beveled Frame	1990	24'-4"	72.31 *Cost per Foot* *2.97*	103.68 *4.26*
3 Position Reveal					
	Series 2/3/4 Reveal	1200	24'-0"	51.91 *Cost per Foot* *2.16*	75.37 *3.14*

Extrusions are available in full lengths only.

Note: All dimensions are subject to the tolerance standards of the aluminum extrusion industry. Profile drawings are illustrative and rounded to the nearest 1/16".

SignComp™

PRICE ADJUSTMENT
EFFECTIVE APRIL 1, 2018
Mill Finish Extrusions & Kits.....+6%
Pre-Painted Extrusions & Kits.....+6%
All Accessories and Components.....+6%
Please contact **SignComp** Customer Service for assistance

Extrusions Priced by the Length

3-1/4" Post & Panel Systems

	Part	Part Number	Length	Mill Finish	Dk. Bronze
	Series 3 3-1/4" Radius Post	1210	24'-0"	$223.26 *Cost per Foot* *9.30*	$271.38 *11.31*
	Series 3 3-1/4", 1/2 Round End	1212	24'-0"	199.16 *Cost per Foot* *8.30*	N/A *N/A*
	Series 3 1-5/8", 1/4 Round End	1215	24'-0"	120.68 *Cost per Foot* *5.03*	N/A *N/A*
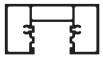	Series 3 3-1/4" Rectangular Post	1220	24'-0"	223.26 *Cost per Foot* *9.30*	271.38 *11.31*
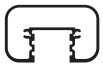	Series 3 3-1/4" Rectangular Post w/ Radius Edges	1230	24'-0"	223.26 *Cost per Foot* *9.30*	N/A *N/A*
	Series 3 3-1/4" Triangular Post	1240	24'-0"	223.26 *Cost per Foot* *9.30*	N/A *N/A*
	Series 3 3-1/4" Triangular Post w/ Radius Edges	1250	24'-0"	223.26 *Cost per Foot* *9.30*	N/A *N/A*
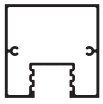	Series 3 3-1/4" Square Post	1233	24'-0"	268.28 *Cost per Foot* *11.18*	N/A *N/A*
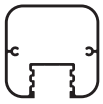	Series 3 3-1/4" Square Post w/ Radius Edges	1235	24'-0"	268.28 *Cost per Foot* *11.18*	N/A *N/A*
	Series 3 3-1/4" Round Post	1237	24'-0"	268.28 *Cost per Foot* *11.18*	N/A *N/A*
	Series 3 3-1/4" Slide Body	1260	24'-4"	121.33 *Cost per Foot* *4.99*	147.47 *6.06*
	Series 3 3-1/4" Bleed Body	1270	24'-4"	108.60 *Cost per Foot* *4.46*	N/A *N/A*
	Series 3 3" Frameless Body	1275	24'-4"	101.18 *Cost per Foot* *4.16*	N/A *N/A*
	Series 3 3-1/4", 1/4 Round Body	1280	24'-4"	114.57 *Cost per Foot* *4.71*	N/A *N/A*
	Series 3 1-5/8", 1/2 Slide Body	1265	24'-4"	83.42 *Cost per Foot* *3.43*	N/A *N/A*

Extrusions are available in full lengths only.

Note: All dimensions are subject to the tolerance standards of the aluminum extrusion industry. Profile drawings are illustrative and rounded to the nearest 1/16".

SignComp™

PRICE ADJUSTMENT
EFFECTIVE APRIL 1, 2018
Mill Finish Extrusions & Kits.....+6%
Pre-Painted Extrusions & Kits.....+6%
All Accessories and Components.....+6%
Please contact **SignComp** Customer Service for assistance

Extrusions Priced by the Length

	Part	Part Number	Length	Mill Finish
4" Post & Panel Systems				
	Series 3/4 Radius Post Filler	1201	24'-0"	$33.53 *Cost per Foot* *1.40*
	Series 4 4"Round Post	1337	24'-0"	286.42 *Cost per Foot* *11.93*
	Series 4 4" Round 4-Sided Post	1338	24'-0"	371.51 *Cost per Foot* *15.48*
	Series 4 4" Round 90 Degree Post	1339	24'-0"	311.98 *Cost per Foot* *13.00*
	Series 4 4" Frameless Body	1355	24'-4"	105.89 *Cost per Foot* *4.35*
7" Post & Panel Systems				
	Series 7 7" Radius Post	1500	24'-0"	437.42 *Cost per Foot* *18.23*
	Series 7 7" Rectangular Post	1510	24'-0"	437.42 *Cost per Foot* *18.23*
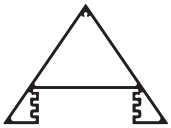	Series 7 7" Triangular Post	1530	24'-0"	437.42 *Cost per Foot* *18.23*
	Series 7 1/4 Round End	1670	24'-5"	110.61 *Cost per Foot* *4.53*
	Series 7 Reveal	1550	24'-0"	112.91 *Cost per Foot* *4.70*
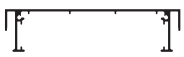	Series 7 7" Slide Body	1560	24'-4"	188.77 *Cost per Foot* *7.76*
	Series 7 7" Bleed Body	1570	24'-4"	157.63 *Cost per Foot* *6.48*
	Series 7 7" Frameless Body	1575	24'-4"	155.76 *Cost per Foot* *6.40*
	Series 7 7", 1/4 Round Body	1580	24'-4"	180.37 *Cost per Foot* *7.41*
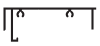	Series 7 1/2 Slide Body	1565	24'-4"	133.52 *Cost per Foot* *5.49*

Extrusions are available in full lengths only.

Note: All dimensions are subject to the tolerance standards of the aluminum extrusion industry. Profile drawings are illustrative and rounded to the nearest 1/16".

SignComp™

PRICE ADJUSTMENT
EFFECTIVE APRIL 1, 2018
Mill Finish Extrusions & Kits.....+6%
Pre-Painted Extrusions & Kits.....+6%
All Accessories and Components.....+6%
Please contact **SignComp** Customer Service for assistance

Extrusions Priced by the Length

	Part	Part Number	Length	Mill Finish
Sign Cabinet Bodies				
	Series 3 Single Face Access Body	1291	24'-4"	$100.02
				Cost per Foot *4.12*
	Series 3 Access Body	1290	24'-4"	110.50
				Cost per Foot *4.54*
	Series 7 Single Face Hinge Body	1602	24'-5"	156.26
				Cost per Foot *6.40*
	Series 7 Hinge Body	1592	24'-5"	181.26
				Cost per Foot *7.42*
	Series 12 Hinge Body	1612	24'-5"	339.70
				Cost per Foot *13.91*
	Series 7/12 Retro Body	1600	24'-5"	66.85
				Cost per Foot *2.74*
Retainers & Covers				
	Slide Retainer	1624	24'-5"	66.58
				Cost per Foot *2.73*
	3/4" Slide Retainer	1626	24'-5"	66.58
				Cost per Foot *2.73*
	Frameless Rigid Retainer	1628	24'-5"	86.03
				Cost per Foot *3.52*
	Frameless Retainer	1631	24'-5"	63.86
				Cost per Foot *2.62*
	Bleed Retainer	1632	24'-5"	63.86
				Cost per Foot *2.62*
	Access Frame	1690	24'-5"	47.01
				Cost per Foot *1.93*
	Bleed Cover	1692	24'-5"	38.87
				Cost per Foot *1.59*
	Frameless Cover	1693	24'-5"	36.59
				Cost per Foot *1.50*
	Slide Cover	1694	24'-5"	27.72
				Cost per Foot *1.14*
	Radius Slide Cover	1695	24'-5"	26.36
				Cost per Foot *1.08*
	1/4 Round Retainer	1640	24'-5"	66.58
				Cost per Foot *2.73*
	Extended 1/4 Round Retainer	1650	24'-5"	136.70
				Cost per Foot *5.60*
	Extended 1/4 Round Retainer w/ Reveal	1655	24'-5"	205.72
				Cost per Foot *8.43*
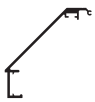	Beveled Retainer	1656	24'-5"	187.67
				Cost per Foot *7.69*
Divider				
	1-1/4" Divider	1662	24'-0"	49.36
				Cost per Foot *2.06*

Extrusions are available in full lengths only.

Patent Number 4,817,317

Note: All dimensions are subject to the tolerance standards of the aluminum extrusion industry. Profile drawings are illustrative and rounded to the nearest 1/16".

SignComp™

PRICE ADJUSTMENT
EFFECTIVE APRIL 1, 2018
Mill Finish Extrusions & Kits.....+6%
Pre-Painted Extrusions & Kits.....+6%
All Accessories and Components.....+6%
Please contact **SignComp** Customer Service for assistance

Extrusions Priced by the Length

Flush Insert Panel Systems

Sign Cabinet Bodies

Series 3 Single Face Access Body — Part Number 1291 — Length 24′-4″ — Mill Finish $100.20 Cost per Foot 4.12

Series 3 Access Body — Part Number 1290 — Length 24′-4″ — Mill Finish 110.50 Cost per Foot 4.54

Series 7 Single Face Hinge Body — Part Number 1602 — Length 24′-5″ — Mill Finish 156.26 Cost per Foot 6.40

Series 7 Hinge Body — Part Number 1592 — Length 24′-5″ — Mill Finish 181.26 Cost per Foot 7.42

Series 12 Hinge Body — Part Number 1612 — Length 24′-5″ — Mill Finish 339.70 Cost per Foot 13.91

Series 7/12 Retro Body — Part Number 1600 — Length 24′-5″ — Mill Finish 66.85 Cost per Foot 2.74

Retainers

Insert Retainer — Part Number 1666 — Length 16′-2″ — Mill Finish 55.61 Cost per Foot 3.44

Access Frame — Part Number 1690 — Length 24′-5″ — Mill Finish 47.01 Cost per Foot 1.93

Bleed Cover — Part Number 1692 — Length 24′-5″ — Mill Finish 38.87 Cost per Foot 1.59

Frameless Cover — Part Number 1693 — Length 24′-5″ — Mill Finish 36.59 Cost per Foot 1.50

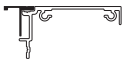

Insert End Cover — Part Number 1696 — Length 24′-5″ — Mill Finish 23.10 Cost per Foot 0.95

Extended Insert End Cover — Part Number 1698 — Length 24′-5″ — Mill Finish 23.64 Cost per Foot 0.97

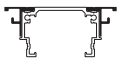

Insert Top/Bottom Cover — Part Number 1292 — Length 16′-2″ — Mill Finish 18.32 Cost per Foot 1.13

Concealed Divider

Insert Divider — Part Number 1668 — Length 16′-0″ — Mill Finish 40.96 Cost per Foot 2.56

Insert Panels

4″ Aluminum Insert Panel — Part Number 1674 — Length 16′-2″ — Mill Finish 63.01 Cost per Foot 3.90

6″ Aluminum Insert Panel — Part Number 1676 — Length 16′-2″ — Mill Finish 88.06 Cost per Foot 5.45

8″ Aluminum Insert Panel — Part Number 1678 — Length 16′-2″ — Mill Finish 147.89 Cost per Foot 9.15



Aluminum Insert Adaptor — Part Number 1679 — Length 8′-1″ — Mill Finish 11.58 Cost per Foot 1.43

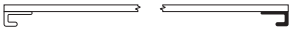

Plastic Insert Adaptor — Part Number 1689 — Length 8′-1″ — Mill Finish 20.01 Cost per Foot 2.48

Note: The extruded plastic insert adaptors are black, modified acrylic D.R. Color. Variances and dimensional tolerance shifts do occur.
Note: The aluminum inserts, insert adaptors, insert retainers and dividers are black and/or clear anodized (R204) for sliding purposes only, not necessarily for external finish.

Extrusions are available in full lengths only.

Patent Number 4,817,317

Note: All dimensions are subject to the tolerance standards of the aluminum extrusion industry. Profile drawings are illustrative and rounded to the nearest 1/16".

SignComp™

PRICE ADJUSTMENT
EFFECTIVE APRIL 1, 2018
Mill Finish Extrusions & Kits.....+6%
Pre-Painted Extrusions & Kits.....+6%
All Accessories and Components.....+6%
Please contact **SignComp** Customer Service for assistance

Extrusions Priced by the Length

Monolithic Edges

	Part	Part Number	Length	Mill Finish
	Sharp Edge 60 Degree	1850	24'-0"	$304.56 *Cost per Foot* *12.69*
	1-1/2" Radius Edge 60 Degree	1860	24'-0"	301.30 *Cost per Foot* *12.55*
	2-1/2" Radius Edge 60 Degree	1870	24'-0"	326.34 *Cost per Foot* *13.60*
	2" Radius Edge 90 Degree	1880	24'-0"	312.91 *Cost per Foot* *13.04*
	3" Radius Edge 90 Degree	1890	24'-0"	312.91 *Cost per Foot* *13.04*

Radius Ends

	Part	Part Number	Length	Mill Finish
	Series 7 1/4 Round End	1670	24'-5"	110.61 *Cost per Foot* *4.53*
	6" Radius 1/4 Round End	1671	24'-6"	202.34 *Cost per Foot* *8.26*
	6" Radius 1/4 Round Pole Cover	1672	24'-6"	202.34 *Cost per Foot* *8.26*

Note: Radius Ends require two (2) 1/4 rounds to make one half round.

Extrusions are available in full lengths only.

Note: All dimensions are subject to the tolerance standards of the aluminum extrusion industry. Profile drawings are illustrative and rounded to the nearest 1/16".

SignComp™

PRICE ADJUSTMENT
EFFECTIVE APRIL 1, 2018
Mill Finish Extrusions & Kits.....+6%
Pre-Painted Extrusions & Kits.....+6%
All Accessories and Components.....+6%
Please contact **SignComp** Customer Service for assistance

Architectural System Accessories

Components

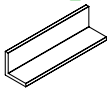

Part	Part Number	Price Each
Series 2 Slide Body Corner Angle 1" x 1" x 1/8" (1-1/8")	5330	$1.13
Series 2 Bleed/Frameless Body Corner Angle 1" x 1" x 1/8" (1-1/2")	5331	1.13
Series 3 Slide Body Corner Angle 1" x 1" x 1/8" (2-1/4")	5335	1.30
Series 3 Bleed/Frameless Body Corner Angle 1" x 1" x 1/8" (2-11/16")	5337	1.30
Series 3 Single Face Access Body Corner Angle 2" x 2" x 1/8" (1-13/16")	5338	1.34
Series 4 Frameless Body Corner Angle 1" x 1" x 1/8" (3-9/16")	5341	2.35
Series 7 Slide Body Corner Angle 2" x 2" x 1/8" (5-3/4")	5348	4.28
Series 7 Hinge Body Corner Angle 1-3/4" x 1-3/4" x 1/4" (3-13/16")	5344	2.45
Series 7 Single Face Hinge Body Corner Angle 1-3/4" x 1-3/4" x 1/4" (4-1/8")	5346	2.72
Series 12 Hinge Body Corner Angle 1-3/4" x 1-3/4" x 1/4" (8-3/4")	5342	5.34
Extended 1/4 Round Retainer Extended 1/4 Round Retainer w/Reveal Corner Angle 1" x 1" x 1/8" (1/2")	5325	0.97

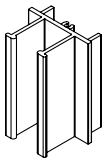

2" Series CB Reveal Cut to size and notched	1412	3.95
3" Series CB Reveal Cut to size and notched	1413	4.24
4" Series CB Reveal Cut to size and notched	1414	4.48
5" Series CB Reveal Cut to size and notched	1415	4.80
6" Series CB Reveal Cut to size and notched	1416	5.04

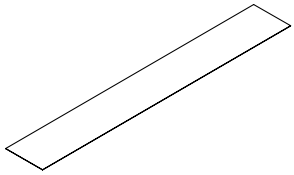

Part	Part Number	Price Each
Series 7 Hinge Body Raceway Cover 4-3/8" x 48" x .040" (white)	5122	$6.48
Series 7 Single Face Hinge Body Raceway Cover 4-3/8" x 48" x .040" (white)	5122	6.48
Series 12 Hinge Body Raceway Cover 9-1/8" x 48" x .040" (white)	5124	16.19

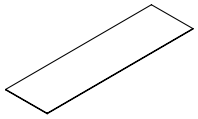

Series 7 Hinge Body Ballast Bracket 3-3/4" x 24" x .080"	5102	8.11
Series 7 Single Face Hinge Body Ballast Bracket 4-1/8" x 24" x .080"	5104	8.11
Series 12 Hinge Body Ballast Bracket 8-11/16" x 24" x .080"	5107	8.11

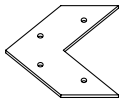

Corner Key .120 Stamped Aluminum	5210	0.79
3/4" Corner Key .120 Stamped Aluminum (to be used with 1626 and 1695 only)	5226	0.79

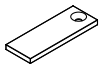

Insert Divider Tab 3/4" x 2" x .125"	5306	0.66

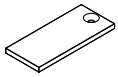

1-1/4" Divider Tab 1" x 2-1/4" x .125"	5308	0.66

Note: All dimensions are subject to the tolerance standards of the aluminum extrusion industry. Profile drawings are illustrative and rounded to the nearest 1/16".

SignComp™

PRICE ADJUSTMENT
EFFECTIVE APRIL 1, 2018
Mill Finish Extrusions & Kits.....+6%
Pre-Painted Extrusions & Kits.....+6%
All Accessories and Components.....+6%
Please contact **SignComp** Customer Service for assistance

Architectural System Accessories

Series 1 Post Caps

Part	Reveal Tab	Part Number	Price Each
2" Square	N/A	5250	$3.23
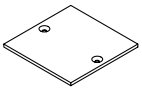 3-1/4" Square	N/A	5252	3.23
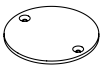 3-1/4" Round	N/A	5254	3.23

Series 2 Post Caps

Part	Reveal Tab	Part Number	Price Each
Square	0"	5260	3.23
	3/8"	5261	3.23
	3/4"	5262	3.23
Beveled	N/A	5460	4.53

Series 2 Pre-painted Post Caps

Part	Reveal Tab	Part Number	Price Each
Square	0"	5260P	4.65
	3/8"	5261P	4.65
	3/4"	5262P	4.65

Series 3 Post Caps

Part	Reveal Tab	Part Number	Price Each
Radius	0"	5000	3.23
	3/8"	5002	3.23
	3/4"	5004	3.23
1/2 Round Post	N/A	5005	3.23
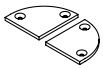 1/4 Round Post End R	N/A	5003R	2.18
1/4 Round Post End L	N/A	5003L	2.18
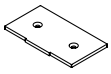 Rectangular	0"	5010	3.23
	3/8"	5012	3.23
	3/4"	5014	3.23
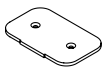 Rectangular w/ Radius Edges	0"	5006	3.23
	3/8"	5007	3.23
	3/4"	5008	3.23
Triangular	0"	5015	3.23
	3/8"	5016	3.23
	3/4"	5017	3.23
Triangular w/ Radius Edges	0"	5400	3.23
	3/8"	5401	3.23
	3/4"	5402	3.23
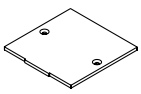 Square	0"	5405	3.23
	3/8"	5406	3.23
	3/4"	5407	3.23
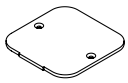 Square w/ Radius Edges	0"	5410	3.23
	3/8"	5411	3.23
	3/4"	5412	3.23
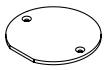 Round	0"	5415	3.23
	3/8"	5416	3.23
	3/4"	5417	3.23

Series 3 Pre-painted Post Caps

Part	Reveal Tab	Part Number	Price Each
Radius	0"	5000P	$4.65
	3/8"	5002P	4.65
	3/4"	5004P	4.65
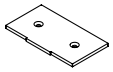 Rectangular	0"	5010P	4.65
	3/8"	5012P	4.65
	3/4"	5014P	4.65

Series 4 Post Caps

Part	Reveal Tab	Part Number	Price Each
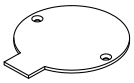 Round	3/4"	5430	6.90
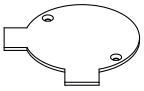 90 Degree Round	3/4"	5431	6.90
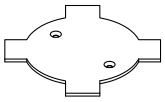 4-Sided Round	3/4"	5432	6.90

Series 7 Post Caps

Part	Reveal Tab	Part Number	Price Each
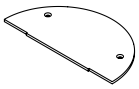 Radius	0"	5020	6.48
	1/2"	5024	6.48
	1"	5026	6.48
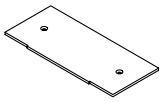 Rectangular	0"	5030	6.48
	1/2"	5034	6.48
	1"	5036	6.48
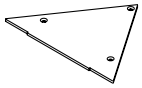 Triangular	0"	5425	6.48
	1/2"	5426	6.48
	1"	5427	6.48
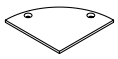 1/4 Round End	N/A	5028	4.35
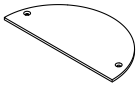 1/2 Round End	N/A	5029	8.31

6" Radius End Caps

Part	Reveal Tab	Part Number	Price Each
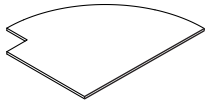 6" Radius End 1/4 Round	1-1/4"	5441	8.12
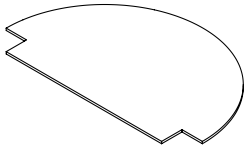 6" Radius End	1-1/4"	5440	15.65

Note: All post caps are .125 stamped aluminum, pre-drilled and countersunk. The 6" Radius End Cap is not pre-drilled. **All caps are slightly oversized.**

Note: All dimensions are subject to the tolerance standards of the aluminum extrusion industry. Profile drawings are illustrative and rounded to the nearest 1/16".

SignComp™

PRICE ADJUSTMENT
EFFECTIVE APRIL 1, 2018
Mill Finish Extrusions & Kits.....+6%
Pre-Painted Extrusions & Kits.....+6%
All Accessories and Components.....+6%
Please contact **SignComp** Customer Service for assistance

Architectural System Accessories

Radius Corners
For Rigid Plastic Faces

Part	Part Number	Price per box of four (4)
 Series 7 Slide Body 7/8" Radius Corner Prepainted Black	4770	$148.76

Note: The molded urethane plastic radius corner body is ground smooth to fit the extrusion profile. Grid lines and imperfections are present. Some surface preparation may be necessary. **Not ready for paint**.

Hardware

Part	Part Number	Price per 100
Cap Screw	5040	11.00/100
Cap Screw - Dk. Bronze	5040P	15.00/100
Copy Bar Screw Pre-drill and countersink 5/32" holes four (4) per Copy Bar. **#10 x 1/2" stainless steel square/phillips drive countersink screw - Type A**		
Access Frame Cover Screw Pre-drill and countersink 1/8" holes every 12" o/c on the cover.	5168	8.00/100
Divider Tab Screw Pre-drill 1/8" holes two (2) per Divider. **#8 x 1/2" stainless steel square/phillips drive countersink screw - Type A**		
Reveal to Body Screw Pre-drill 3/32" holes every 12" o/c of Reveal.	5218	19.00/100
Corner Angle Screw Pre-drill 5/32" holes four (4) per body corner. **#10 x 1/2" stainless steel square/phillips drive pan head tapping screw w/ wax - Type AB**		
Closure Screw Pre-drill and countersink 5/32" holes every 36" o/c along the bottom and sides of retainer. **#10 - 24 x 7/8" stainless steel square/phillips drive countersink machine screw.**	5230	15.00/100
Slide Body Corner Screw	5240	15.00/100
Slide Body Corner Screw - Dk. Bronze Pre-drill and countersink 5/32" holes two (2) per corner along the body horizontals. **#10 -24 x 3/4" stainless steel square/phillips drive countersink thread cutting screw - Type F**	5240P	21.00/100
Series 3,1/2 Slide Body Corner Screw Pre-drill and countersink 1/8" holes two (2) per corner along the horizontals.	5241	7.00/100
Access Body Corner Screw Pre-drill and countersink 1/8" holes (2) per corner on the body verticals. **#8 x 3/4" stainless steel square/phillips drive countersink screw - Type A**		
Slide/Insert Retainer Corner Screw Pre-drill and countersink 1/8" holes (2) per corner on the retainer horizontals.	5270	15.00/100
2" Beveled Frame Corner Screw Pre-drill and countersink 1/8" holes (2) per corner on the frame horizontals. **Access Frame Corner Screw** Pre-drill and countersink 1/8" holes two (2) per frame end. **#8 x 1-1/2" stainless steel square/phillips drive countersink screw - Type A**		
Hinge Screw Pre-drill 5/16" holes through the retainer every 18" o/c along all sides of the retainer. **#10 - 24 x 5/8" stainless steel allen head machine screw.**	5280	19.00/100
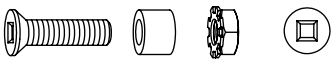 **Rigid Retainer Hardware** Pre-drill and countersink 9/32" holes every 18" o/c along all sides of the retainer. **1/4"-20 x 1" stainless steel square drive countersink machine screw/bushing/lock nut.**	5285	.68/ea
Raceway Cover Screw Pre-drill 1/8" holes every 24" o/c. **#8 x 1/2" steel zinc square/phillips drive pan head screw - Type A**	5290	8.00/100

SignComp™

Note: All dimensions are subject to the tolerance standards of the aluminum extrusion industry. Profile drawings are illustrative and rounded to the nearest 1/16".

Architectural System Specifications

Series 1
1/8" Face Post & Panel Systems

3 Posts

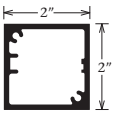

2" Square Post
Part #1000

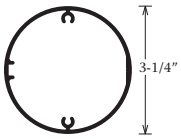

3-1/4" Round Post
Part #1007

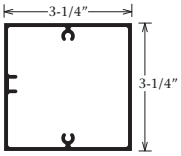

3-1/4" Square Post
Part #1005

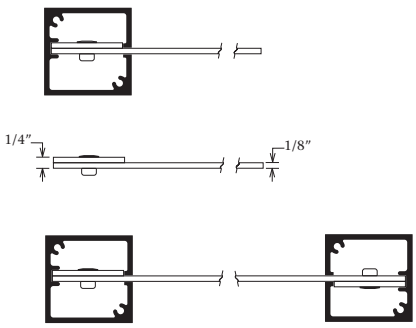

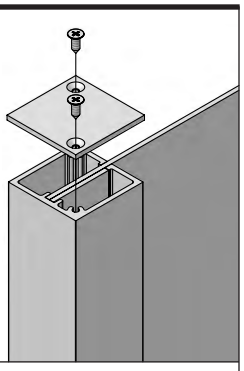

Series CB
2" Copy Bar Systems

1 Reveal

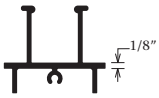

CB Reveal
Part #1410

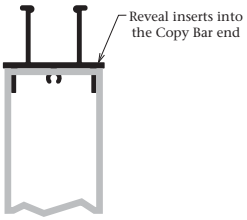

One Reveal Shape:
- Fits into all five (5) Copy Bars
- Slides into Series 2, 3 & 4 posts
- Delivers three (3) reveal positions

5 Copy Bars

2" x 2"
Copy Bar
Part #1420



2" x 3"
Copy Bar
Part #1430



2" x 4"
Copy Bar
Part #1440



2" x 5"
Copy Bar
Part #1450

2" x 6"
Copy Bar
Part #1460

12 Posts

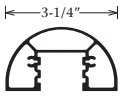

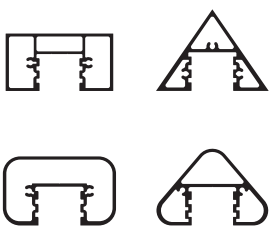

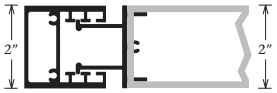

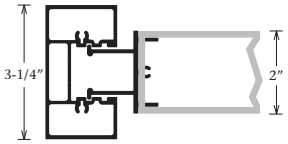

Series CB
2" Header Panel

2 Bodies

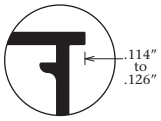

Bleed Body
Part #1120

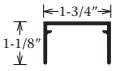

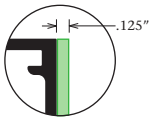

Frameless Body
Part #1125

1 Reveal

Reveal
Part #1200

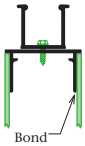

One Reveal Shape:
- Easily attaches to the body
- Slides into Series 2, 3 & 4 posts
- Delivers three (3) reveal positions
- Fills the post below the panel

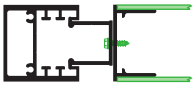

All post options offer three (3) reveal positions: 0", 3/8" & 3/4"

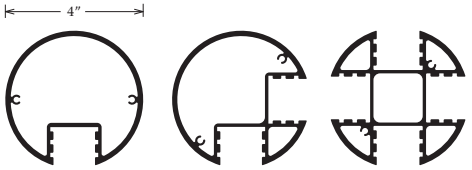

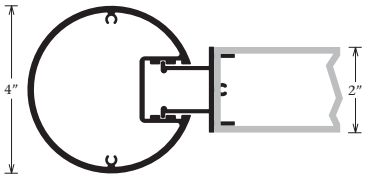

SignComp™

Note: All dimensions are subject to the tolerance standards of the aluminum extrusion industry. Profile drawings are illustrative and rounded to the nearest 1/16".

Architectural System Specifications

Series 2
2" Post & Panel Systems

3 Bodies

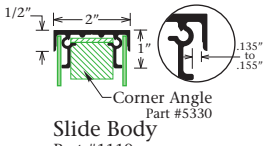

Slide Body
Part #1110
For Removable Faces

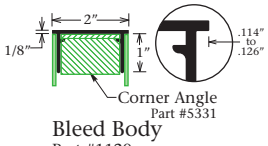

Bleed Body
Part #1120
For Fixed Faces

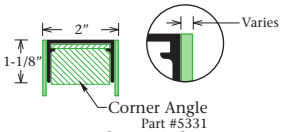

Frameless Body
Part #1125
For Fixed Faces

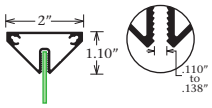

2" Beveled Frame
Part #1990

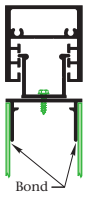

Three Reveal Positions
0", 3/8" & 3/4"

3 Panel Adaptors

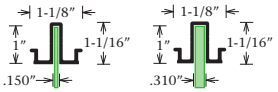

1/8" Panel Adaptor
Part #1203

1/4" Panel Adaptor
Part #1202

1/2" Panel Adaptor
Part #1204

1 Reveal

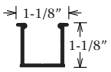

Reveal
Part #1200

One Reveal Shape:
- Easily attaches to all bodies
- Slides into Series 2, 3 & 4 posts
- Delivers 3 reveal positions
- Fills the post below the panel

Post

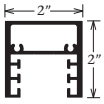

2" Square Post
Part #1100

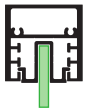

One Reveal Position
0"

Series 3
3-1/4" Post & Panel Systems

4 Bodies

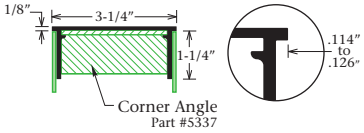

Bleed Body
Part #1270
For Fixed Faces

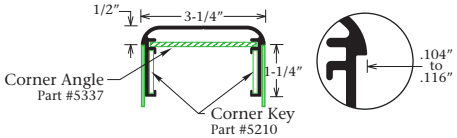

1/4 Round Body
Part #1280
For Fixed Faces

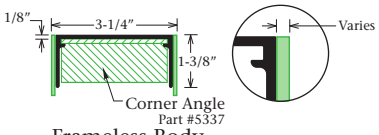

Frameless Body
Part #1275
For Fixed Flush Faces

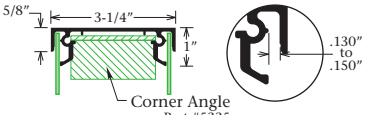

Slide Body
Part #1260
For Removable Faces

1 Reveal

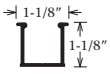

Reveal
Part #1200

One Reveal Shape:
- Easily attaches to all bodies
- Slides into Series 2, 3 & 4 posts
- Delivers 3 reveal positions
- Fills the post below the panel

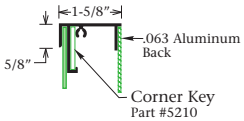

1/2 Slide Body
Part #1265
For Removable Faces

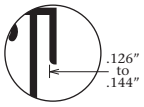

3 Panel Adaptors

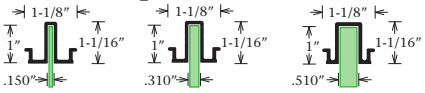

1/8" Panel Adaptor
Part #1203

1/4" Panel Adaptor
Part #1202

1/2" Panel Adaptor
Part #1204

One Reveal Position
0"

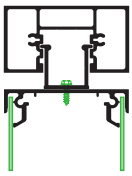

Three Reveal Positions
0", 3/8" & 3/4"

2 Radius Ends

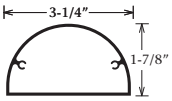

1/2 Round End
Part #1212

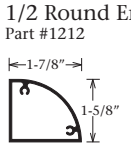

1/4 Round End
Part #1215

8 Posts

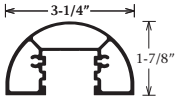

Radius Post
Part #1210

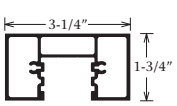

Rectangular Post
Part #1220

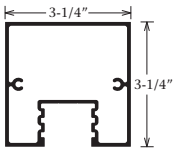

Square Post
Part #1233

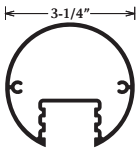

Round Post
Part #1237

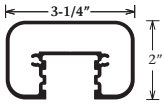

Rectangular Post w/Radius Edges
Part #1230

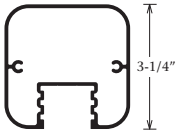

Square Post w/Radius Edges
Part #1235

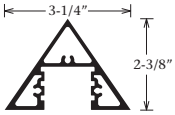

Triangular Post
Part #1240

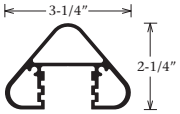

Triangular Post w/Radius Edges
Part #1250

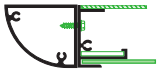

1/2 Slide Body
Part #1265
1/4 Round End
Part #1215
For Removable Faces

SignComp™

Note: All dimensions are subject to the tolerance standards of the aluminum extrusion industry. Profile drawings are illustrative and rounded to the nearest 1/16".

Architectural System Specifications

Series 4
4" Post & Panel Systems

1 Body

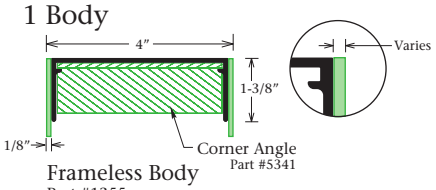

Frameless Body
Part #1355
For Fixed Flush Faces

1 Reveal

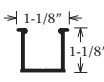

Reveal
Part #1200

One Reveal Shape:
- Easily attaches to all bodies
- Slides into Series 2, 3 & 4 posts
- Delivers 3 reveal positions

Panel Adaptors

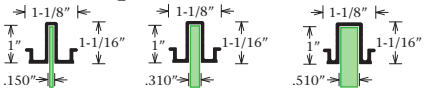

1/8" Panel Adaptor
Part #1203

1/4" Panel Adaptor
Part #1202

1/2" Panel Adaptor
Part #1204

3 Posts

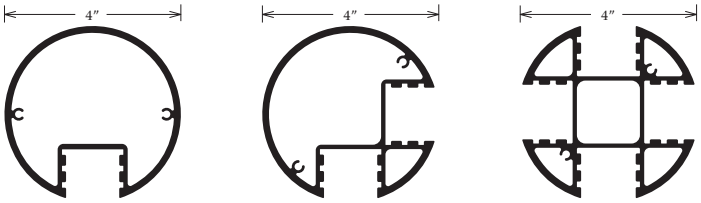

4" Round Post
Part #1337

4" Round
90 Degree Post
Part #1339

4" Round
4 Sided Post
Part #1338

1 Post Filler

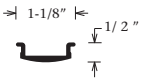

Series 3/4
Radius Post Filler
Part #1201

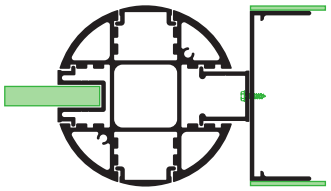

Series 7
7" Post & Panel Systems

4 Bodies

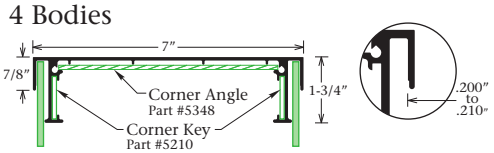

Slide Body
Part #1560
For Removable Faces

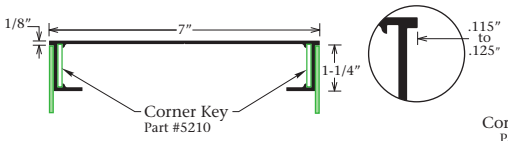

Bleed Body
Part #1570
For Fixed Faces

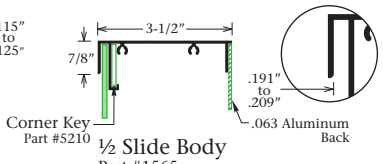

½ Slide Body
Part #1565
For Removable Faces

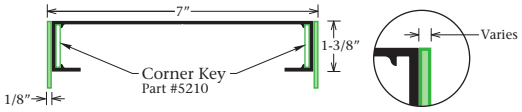

Frameless Body
Part #1575
For Fixed Flush Faces

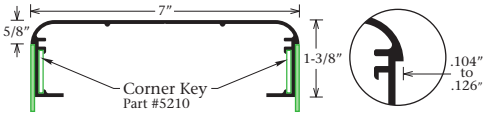

1/4 Round Body
Part #1580
For Fixed Faces

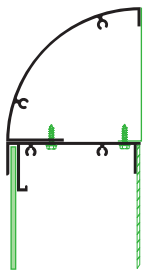

Top view of
1/4 Round End
on 1/2 Slide Body

1 Reveal

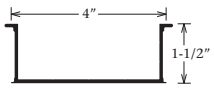

Reveal
Part #1550

One Reveal Shape:
- Easily attaches to all four (4) non-illuminated bodies
- Easily attaches to the Series 7 Hinge Body
- Delivers three (3) reveal positions
- Fills the post below the panel

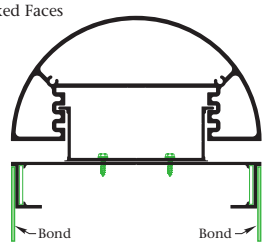

Three Reveal
Positions
0", 1/2" & 1"

3 Posts

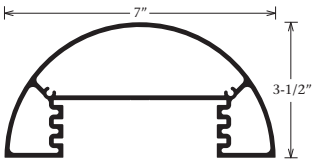

Radius Post
Part #1500

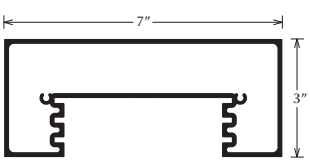

Rectangular Post
Part #1510

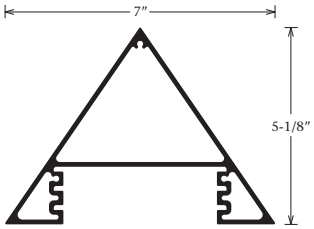

Triangular Post
Part #1530

1 Radius End

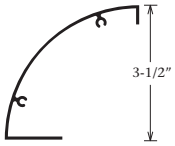

1/4 Round End
Part #1670

SignComp™

Note: All dimensions are subject to the tolerance standards of the aluminum extrusion industry. Profile drawings are illustrative and rounded to the nearest 1/16".

Architectural System Specifications

Non-Hingeable Sign Cabinet Body Extrusions

Series 3 Access Body
Part #1290

Bleed Cover
Part #1692

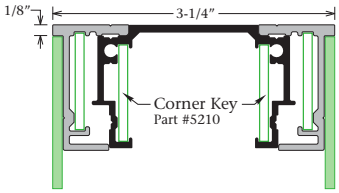

Frameless Cover
Part #1693

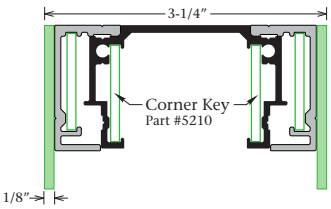

Slide Cover
Part #1694

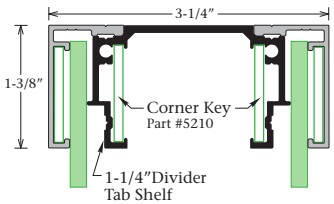

Radius Slide Cover
Part #1695

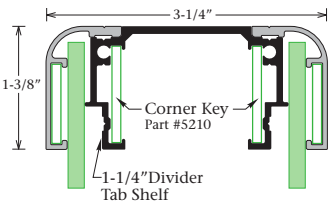

Series 3 Single Face Access Body
Part #1291

Bleed Cover
Part #1692

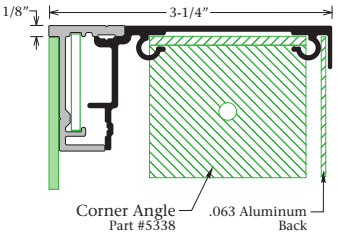

Frameless Cover
Part #1693

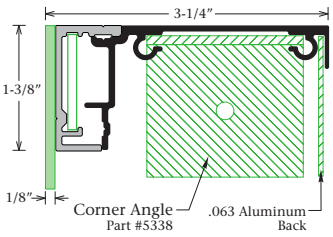

Slide Cover
Part #1694

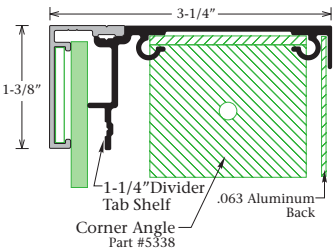

Radius Slide Cover
Part #1695

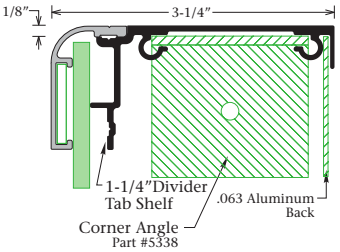

Note: The Series 3 Access Body with Covers are designed to integrate with the Series 2, Series 3 and Series 4 posts. See page 46 for more information.

Hingeable
7" Post & Panel Systems

1 Body
See below

10 Retainers
See page 52

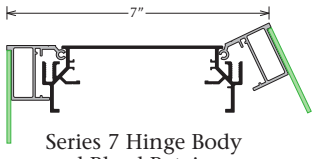

Series 7 Hinge Body
and Bleed Retainers

1 Reveal

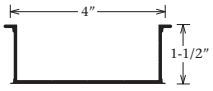

Series 7 Reveal
Part #1550

One Reveal Shape:
- Easily attaches to the Hinge Body
- Delivers three (3) reveal positions
- Fills the post below the panel

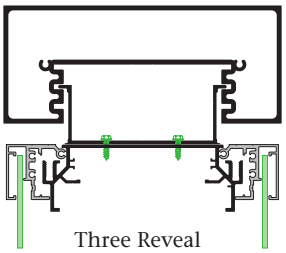

Three Reveal
Positions
0",1/2" & 1"

3 Posts

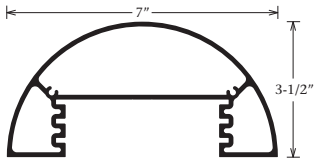

Radius Post
Part #1500

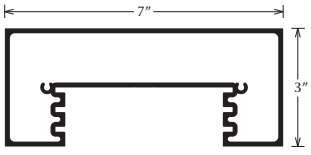

Rectangular Post
Part #1510

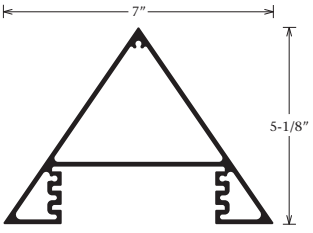

Triangular Post
Part #1530

Patent Number 4,817,317

SignComp™

Note: All dimensions are subject to the tolerance standards of the aluminum extrusion industry. Profile drawings are illustrative and rounded to the nearest 1/16".

Architectural System Specifications

Hingeable Sign Cabinet Body Extrusions

Series 7-12 Retro Body
Part #1600
(Section view through side/bottom)

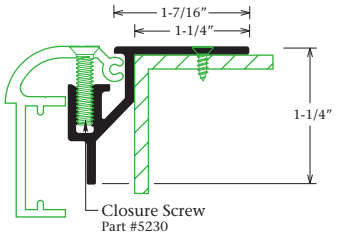

Series 7 Single Face Body
Part #1602
(Section view through top)

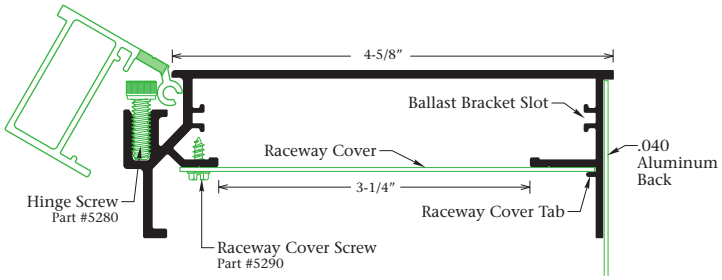

Series 7 Hinge Body
Part #1592
(Section view through top)

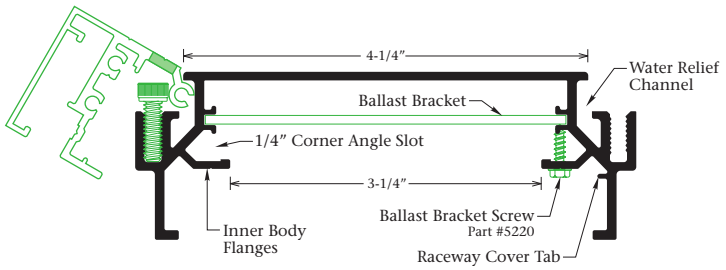

Series 12 Hinge Body
Part #1612
(Section view through top)

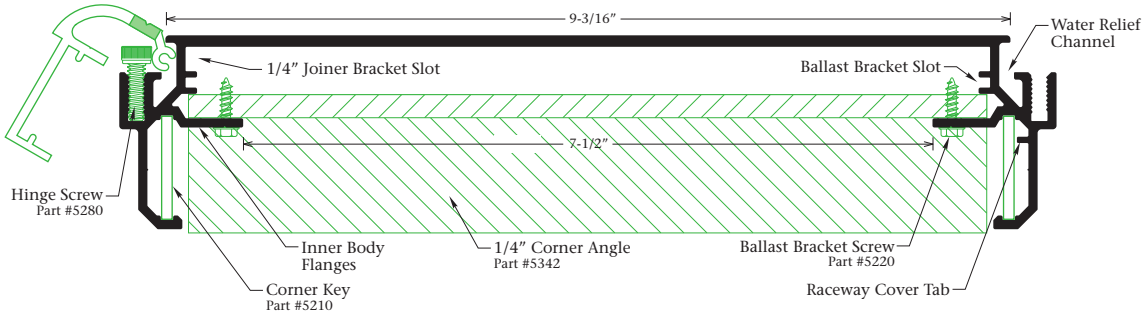

Note: It is recommended to use safety chains and prop-bars on hingeable faces.

US Patent Number 4,817,317

SignComp™

Note: All dimensions are subject to the tolerance standards of the aluminum extrusion industry. Profile drawings are illustrative and rounded to the nearest 1/16".

Architectural System Specifications

Radius Edge Face Retainers

1/4 Round Retainer
Part #1640

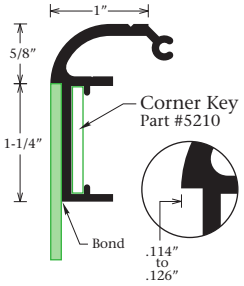

Extended 1/4 Round Retainer
Part #1650

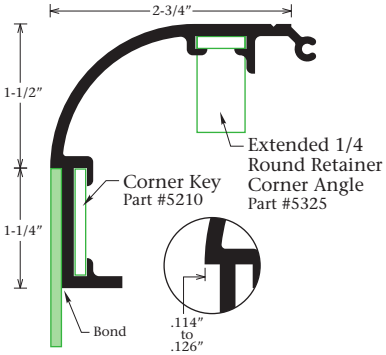

Extended 1/4 Round Retainer w/Reveal
Part #1655

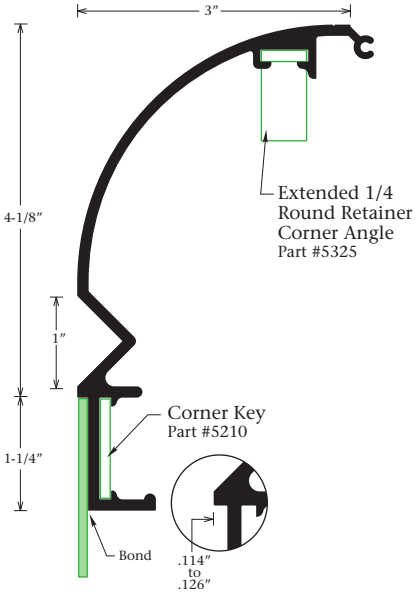

Beveled Edge Face Retainer

Beveled Retainer
Part #1656

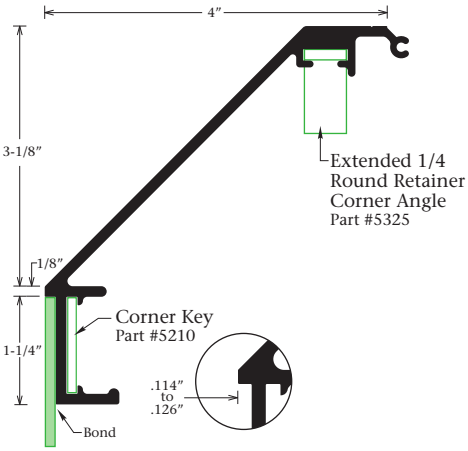

Bleed Pan Face Retainer

Frameless Rigid Retainer
Part #1628

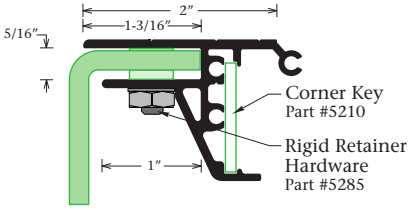

Framed Face Divider

1-1/4" Divider
Part #1662

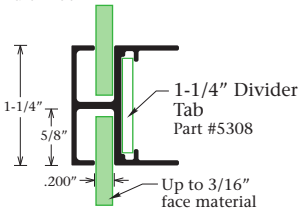

Flush Face Retainers

Frameless Retainer
Part #1631

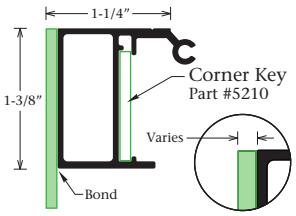

Bleed Retainer
Part #1632

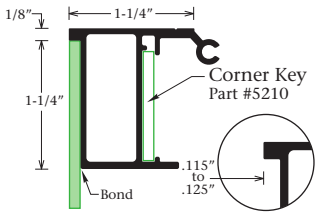

Bleed Cover
Part #1692

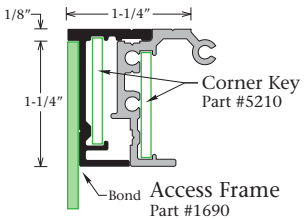

Frameless Cover
Part #1693

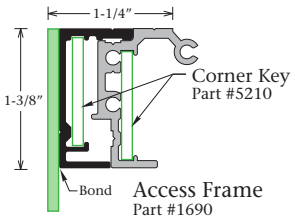

Framed Face Retainers

3/4" Slide Retainer
Part #1626

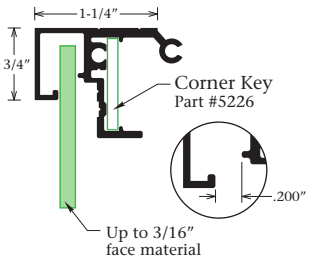

Slide Retainer
Part #1624

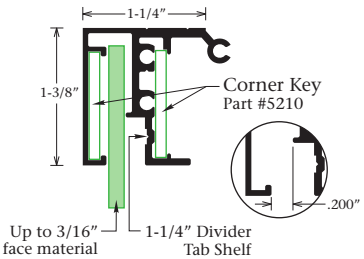

Slide Cover
Part #1694

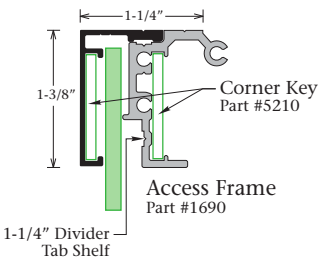

Radius Slide Cover
Part #1695

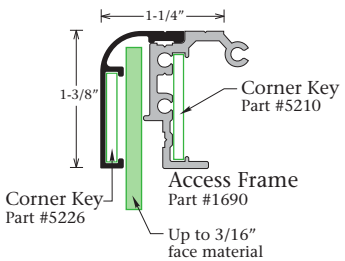

US Patent Number 4,817,317

SignComp™

Note: All dimensions are subject to the tolerance standards of the aluminum extrusion industry. Profile drawings are illustrative and rounded to the nearest 1/16".

Architectural System Specifications

Insert Panel Systems
Hingeable

Bodies

Series 12 Hinge Body
Part #1612

Series 7-12 Retro Body
Part #1600

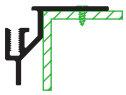

Series 7 Hinge Body
Part #1592

Series 7 Single Face Body
Part #1602

Header Panel Retainers

Bleed Cover
Part #1692

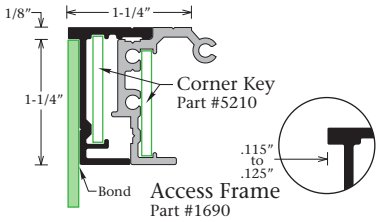

Frameless Cover
Part #1693

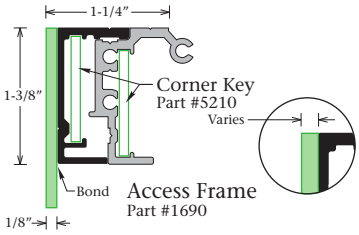

Flush Insert Panel Retainers

Insert Retainer
Part #1666

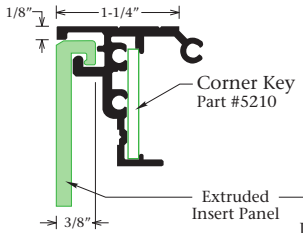

Insert End Cover
Part #1696

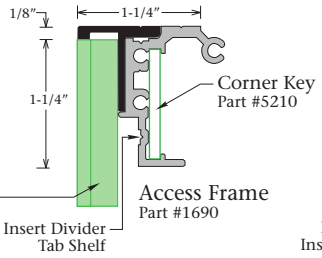

Extended Insert End Cover
Part #1698

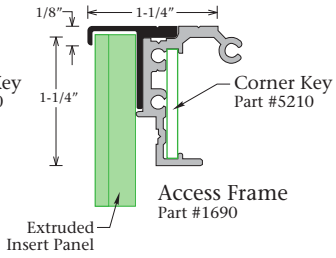

Flush Insert Panel Divider

Insert Divider
Part #1668

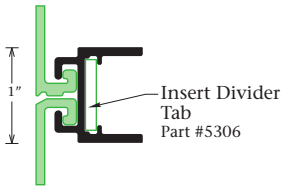

Non-Hingeable

Series 3 Access Body
Part #1290

Insert Top/Bottom Cover
Part #1292

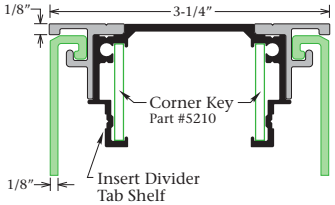

Extended Insert End Cover
Part #1698

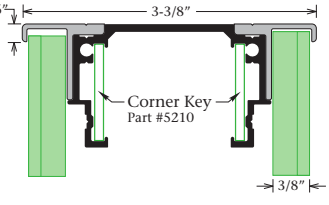

Series 3 Single Face Access Body
Part #1291

Insert Top/Bottom Cover
Part #1292

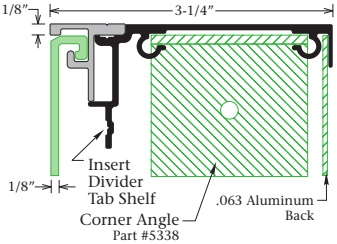

Insert End Cover
Part #1696

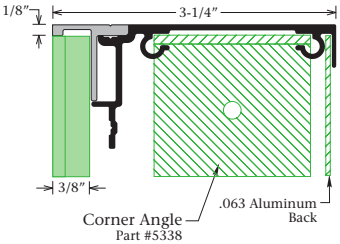

US Patent Number 4,817,317

SignComp™

Note: All dimensions are subject to the tolerance standards of the aluminum extrusion industry. Profile drawings are illustrative and rounded to the nearest 1/16".

Architectural System Specifications

3-1/2" Radius Extrusion

1/4 Round End
Part #1670

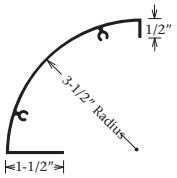

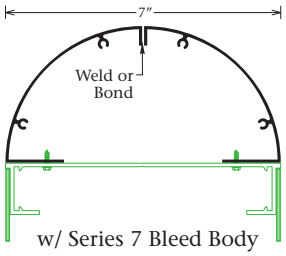

w/ Series 7 Bleed Body

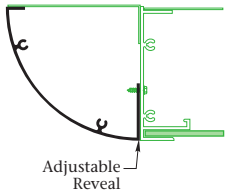

w/ Series 7 1/2 Slide Body

6" Radius Extrusion

1/4 Round End
Part #1671

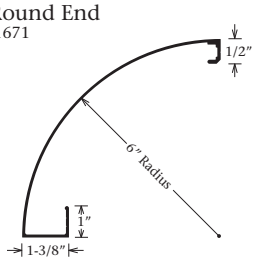

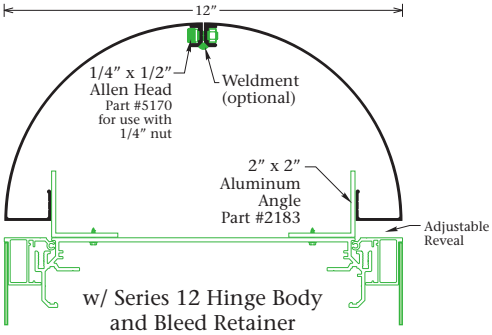

w/ Series 12 Hinge Body
and Bleed Retainer

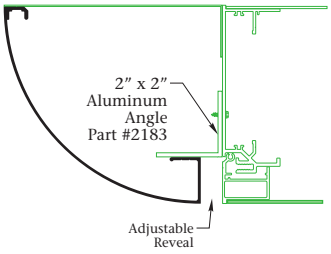

w/ Series 7 Single Face Body
and Bleed Retainer

1/4 Round Pole Cover
Part #1672

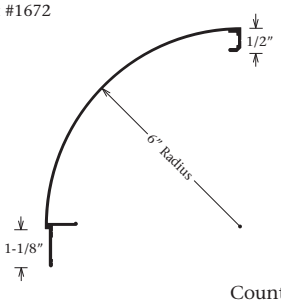

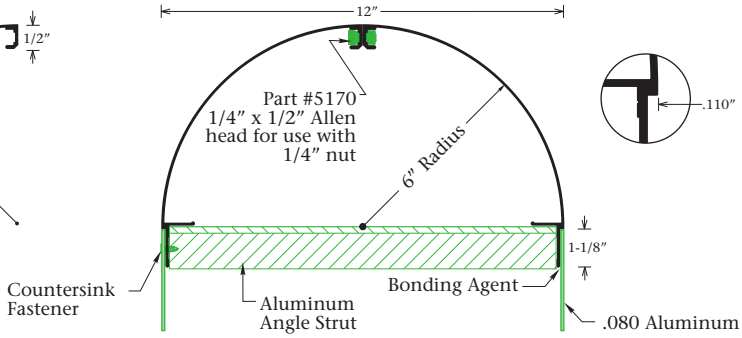

Monolithic Edges

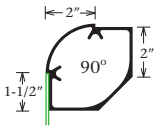

2" Radius Edge
Part #1880

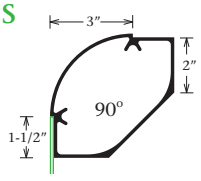

3" Radius Edge
Part #1890

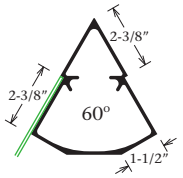

Sharp Edge
Part #1850

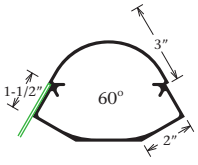

2-1/2" Radius Edge
Part #1870

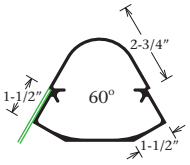

1-1/2" Radius Edge
Part #1860

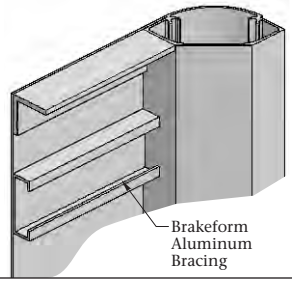

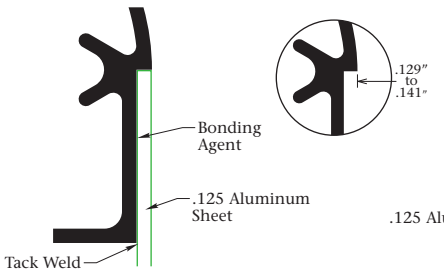

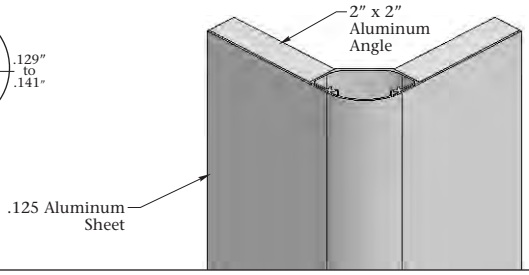

US Patent Number 4,817,317

SignComp™

Note: All dimensions are subject to the tolerance standards of the aluminum extrusion industry. Profile drawings are illustrative and rounded to the nearest 1/16".

Architectural System Assemblies

Series 1 Post & Panels

See pages 47 & 61 for additional information.

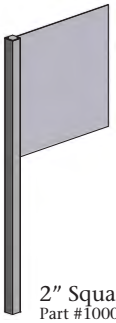

2" Square Post
Part #1000

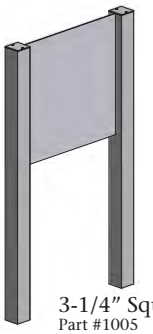

3-1/4" Square Post
Part #1005



3-1/4" Round Post
Part #1007

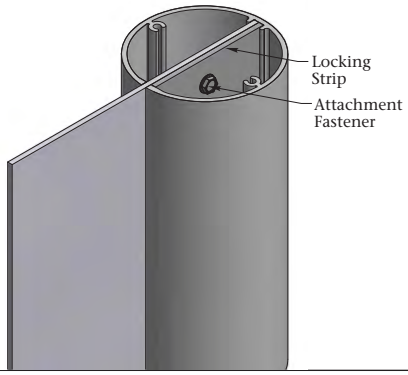

Series Copy Bar Post & Panels

See pages 47 & 61 for post options, reveal positions and additional information.

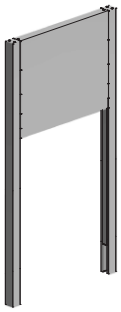

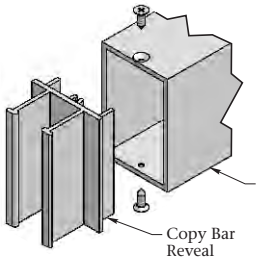

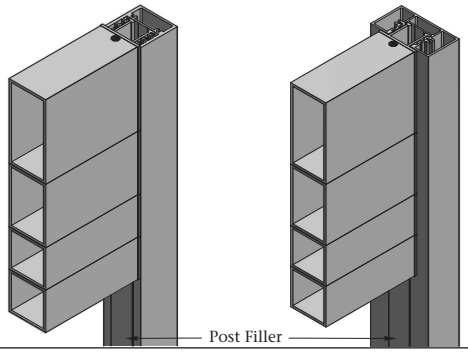

Series Panel Adaptor Post & Panels

See pages 48 & 61 for post options and additional information.

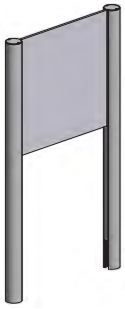

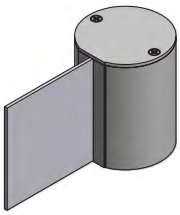

1/8" Panel Adaptor
Part #1203

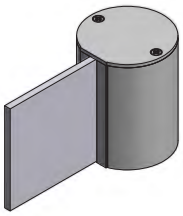

1/4" Panel Adaptor
Part #1202

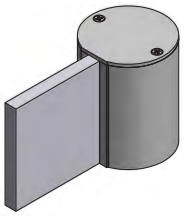

1/2" Panel Adaptor
Part #1204

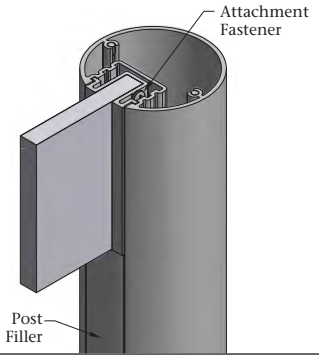

Series 2 Post & Panels

See pages 48 & 62 for post options, reveal positions and additional information.

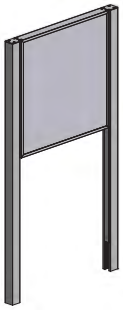



Slide Body
Part #1110

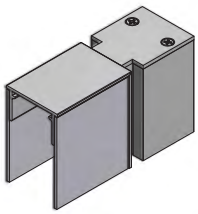

Bleed Body
Part #1120

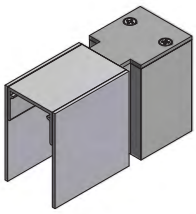

Frameless Body
Part #1125



Beveled Frame
Part #1990

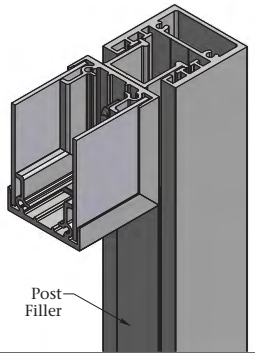

SignComp™

Note: All dimensions are subject to the tolerance standards of the aluminum extrusion industry. Profile drawings are illustrative and rounded to the nearest 1/16".

Architectural System Assemblies

Series 3 Post & Panels

See pages 48 & 62 for post options, reveal positions and additional information.

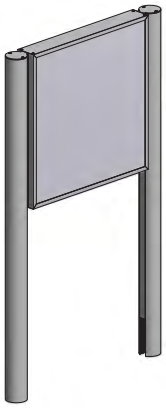



Slide Body
Part #1260

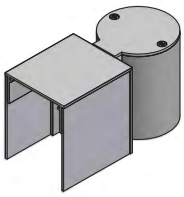

Bleed Body
Part #1270

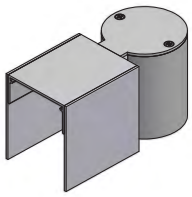

Frameless Body
Part #1275

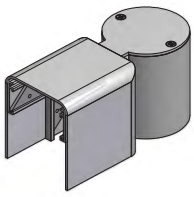

1/4 Round Body
Part #1280

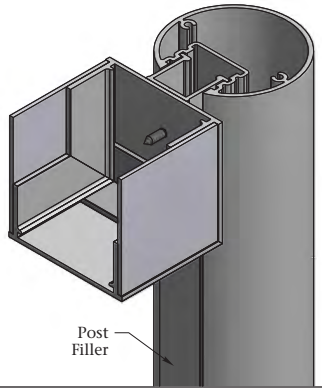

Series 4 Post & Panels

See pages 49 & 62 for post options, reveal positions and additional information.

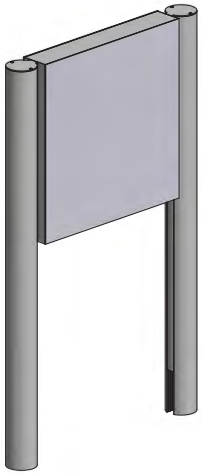

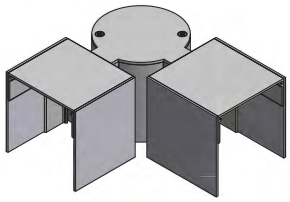

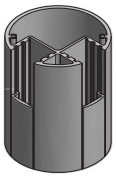

Frameless Body
Part #1355
4" Round 90 Degree Post
Part #1339

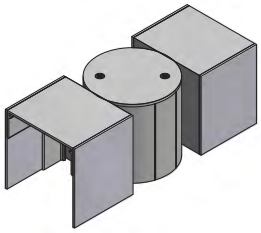

Frameless Body
Part #1355
4" Round Four Sided Post
Part #1338

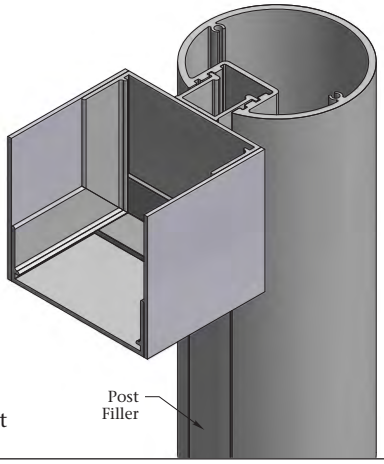

Series 7 Post & Panels

See pages 49 & 62 for post options, reveal positions and additional information.

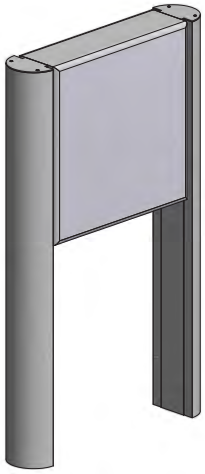



Slide Body
Part #1560



Bleed Body
Part #1570

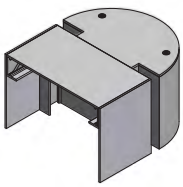

Frameless Body
Part #1575

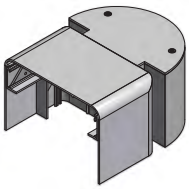

1/4 Round Body
Part #1580

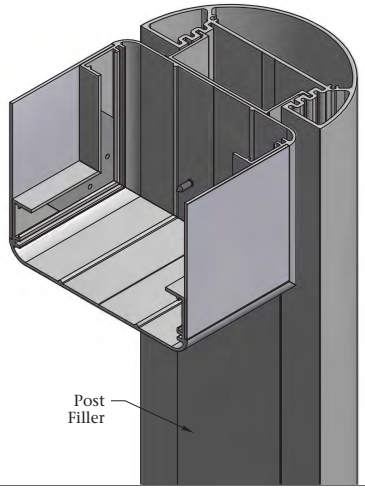

SignComp™

Note: All dimensions are subject to the tolerance standards of the aluminum extrusion industry. Profile drawings are illustrative and rounded to the nearest 1/16".

Architectural System Assemblies

Series 3 Access Body Post & Panels

See pages 48, 50 & 63 for post options, reveal positions and additional information.

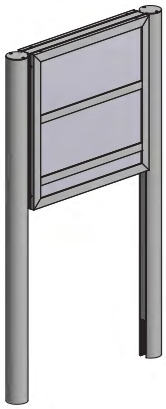



Single Face Access Body
Part #1291
Insert Top/Bottom Cover
Part #1292

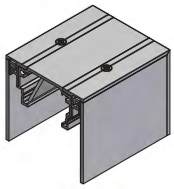

Access Body
Part #1290
Insert Top/Bottom Cover
Part #1292

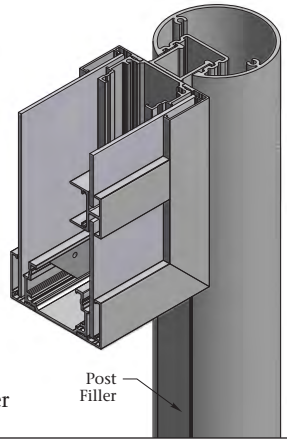

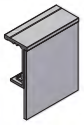

Bleed Cover
Part #1692

Frameless Cover
Part #1693

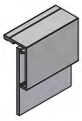

Slide Cover
Part #1694

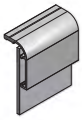

Radius Slide Cover
Part #1695

1/2 Slide Body Wall Mount Systems

See pages 48-49 & 63 for additional information.

Series 3



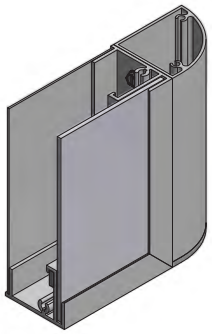

1/2 Slide Body
Part #1265
Optional
1/4 Round End
Part #1215

Series 7

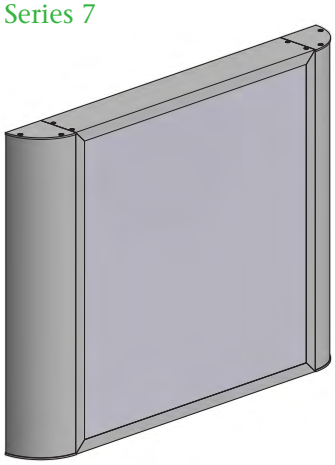

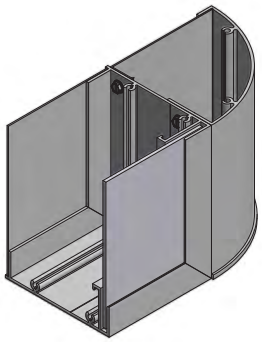

1/2 Slide Body
Part #1565
Optional
1/4 Round End
Part #1670

Insert Panels

See pages 48, 53 & 64 for body and post options, reveal positions and additional information.

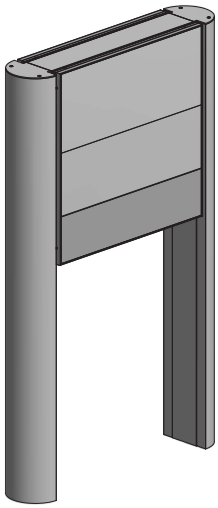

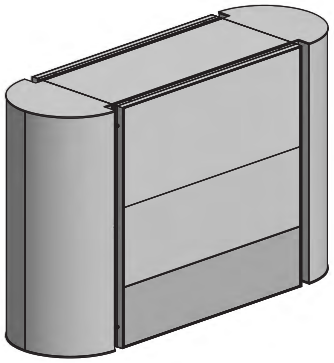

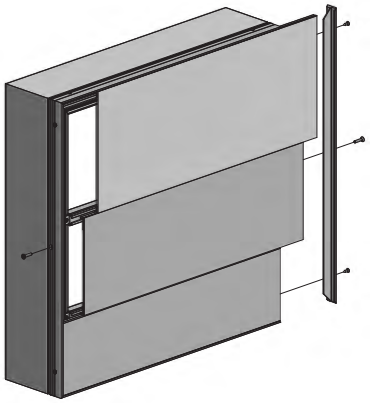

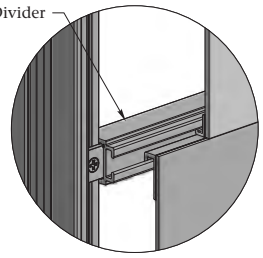

Insert Retainer
Part #1666
Access Frame
Part #1290

Cover Options
Extended Insert End Cover
Part #1698
Extended Insert End Cover
Part #1698

US Patent Number 4,817,317

SignComp™

Note: All dimensions are subject to the tolerance standards of the aluminum extrusion industry. Profile drawings are illustrative and rounded to the nearest 1/16".

Architectural System Assemblies

Hingeable Body Systems

See pages 51-52 & 64-66 for additional information.

Series 7/12 Retro Body

Part #1600



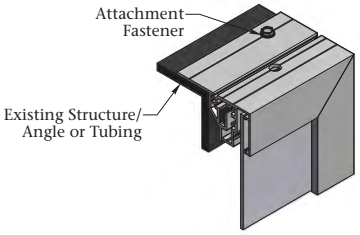

Series 7 Single Face Body

Part #1602

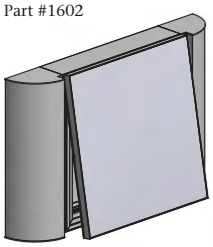

Optional
1/4 Round End
Part #1671

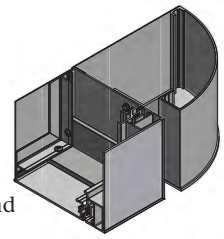

Series 7 Hinge Body

Part #1592

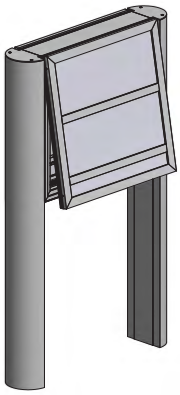

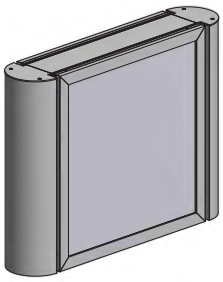

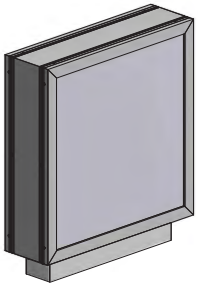

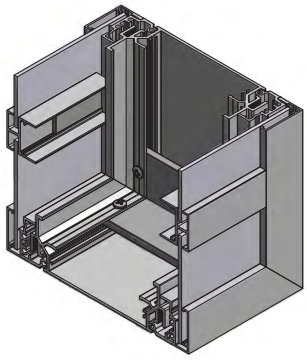

Series 12 Hinge Body

Part #1612

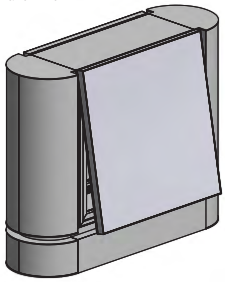

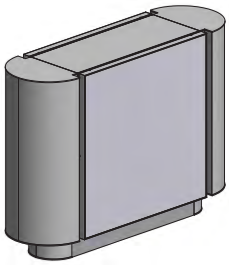

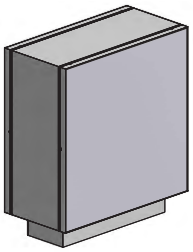

Optional
1/4 Round End
Part #1671

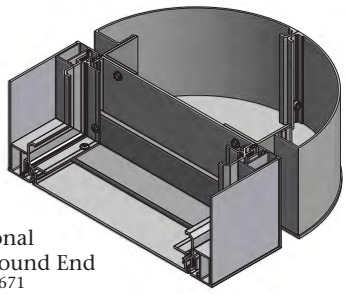

Hingeable Retainers

Slide Retainer
Part #1624

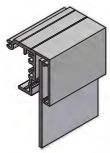

3/4" Slide Retainer
Part #1626

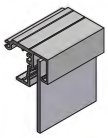

Frameless Rigid Retainer
Part #1628

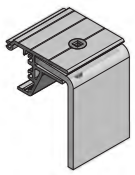

Extended 1/4 Round Retainer
Part #1650

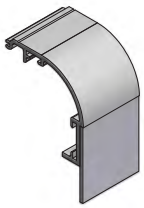

Extended 1/4 Round Retainer w/Reveal
Part #1655

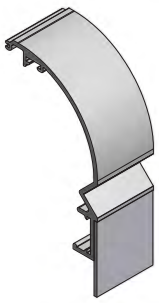

Beveled Retainer
Part #1656

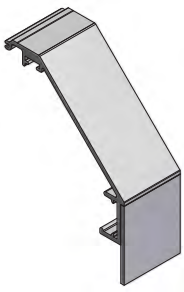

Frameless Retainer
Part #1631

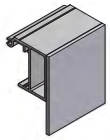

Bleed Retainer
Part #1632

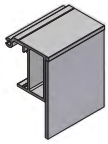

Insert Retainer
Part #1666

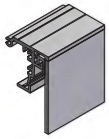

1/4 Round Retainer
Part #1640

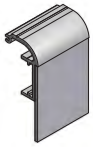

Note: The Hingeable Retainers are designed to integrate with all of the Architectural Hinge Bodies.

US Patent Number 4,817,317

SignComp™

Architectural Kits



SignComp™

Modular
Versatile
Interchangeable

Architectural System Combinations

Mix and Match to Create Endless Designs

Using and combining Series 1, 2, 3, 4, 7, Copy Bars, Panel Adaptors, Dividers and Posts

Create with panels and posts

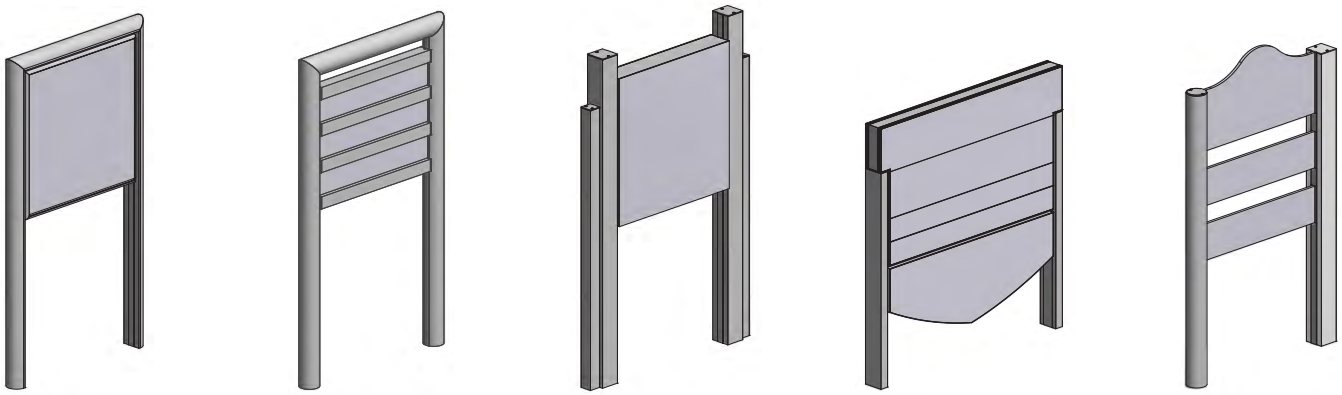

Create with shapes, multiple panels and posts

Create with angles, reveals and mounting methods

Please call Customer Service for additional information or questions on a specific configuration.

SignComp™

Note: All dimensions are subject to the tolerance standards of the aluminum extrusion industry. Profile drawings are illustrative and rounded to the nearest 1/16".

Series 1 Unassembled Kits 1/8" Face & Post System

See Pages 47 & 55

Series 1 - 2" Square Post
Part #K1000

Series 1 - 3-1/4" Square Post
Part #K1005

Series 1 - 3-1/4" Round Post
Part #K1007

Kits Include:
- One or two 95-5/8" pre-slotted post with slightly oversized cap and screws. **Note:** Faces are designed to fit just below the post cap.
- With or without .125" aluminum face, cut to size with multiple 6" locking strips, not attached. **Note:** Locking strip attachment screws are not included.
- Packaging. **Note:** Aluminum faces are packaged separately from the posts.
- Additional post lengths available.

General Information:
- Finishes - See page 67.
- Additional information - See pages 47, 55 & 67.
- Cut-to-size and pre-cut kits are available locally through select sign supply distributors.
- Call Customer Service for pricing.

Series CB Unassembled Kits 2" Copy Bar System

See Pages 47 & 55

Series CB Copy Bar
Part #K1400

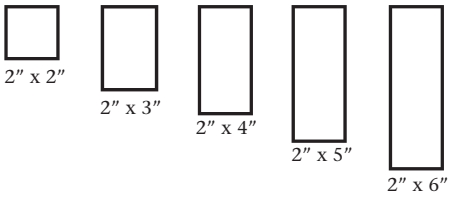

Copy Bar Kits Include:
- Copy Bar/s cut to length with two (2) Series CB Reveals.
- Copy Bars are pre-drilled and countersunk. Series CB Reveals are not attached.
- All screws for assembly of Reveals to Copy Bar/s.
- Posts not Included.

General Information:
- Finishes - See page 67.
- Additional information - See pages 47, 55 & 67.
- Cut-to-size and pre-cut kits are available locally through select sign supply distributors.
- Call Customer Service for pricing.

Series 2, 3, 4 & 7 Unassembled Post Kits & Panel Adaptor Kits

See Pages 48-49 & 55

15 Post Options/3 Panel Adaptors

Series 2

Square
Part #K1100*

Series 3

Radius
Part #K1210*

Rectangular
Part #K1220*

Triangular
Part #K1240

Square
Part #K1233

Round
Part #K1237

Rectangular w/ Radius Edges
Part #K1230

Triangular w/ Radius Edges
Part #K1250

Square w/ Radius Edges
Part #K1235

Series 4

4" Round
Part #K1337

4" Round 90 Degree
Part #K1339

4" Round 4 Sided
Part #K1338

Series 7

Radius Post
Part #K1500



Rectangular Post
Part #K1510

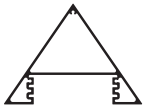

Triangular Post
Part #K1530

Panel Adaptors

1/8" Panel Adaptor
Part #K1203*

1/4" Panel Adaptor
Part #K1202*

½" Panel Adaptor
Part #K1204*

Post Kits Include:
- Cut-to-size post.
- Slightly oversized cap with screws.
- Full reveal or cut-to-size reveal for the panel.
- Cut-to-size reveal for the "below the panel filler". (optional)
- All screws required to assemble by mechanical fastening.
- Packaging.

Panel Adaptor Kits Include:
Note: Not designed for Series 7.
- Cut-to-size post.
- Slightly oversized cap with screws.
- Full Panel Adaptor or cut-to-size Panel Adaptor.
- Cut-to-size reveal for the "below the panel filler". (optional)
- All screws required to assemble by mechanical fastening.

General Information:
- Finishes - See page 67. *Also available in Dk. Bronze.
- Additional information - See pages 48-49 & 67.
- Cut-to-size and pre-cut kits are available locally through select sign supply distributors.
- The "below the panel filler" is cut to fit 6" below grade.
- Call Customer Service for pricing.

SignComp™

Note: All dimensions are subject to the tolerance standards of the aluminum extrusion industry. Profile drawings are illustrative and rounded to the nearest 1/16".

Series 2, 3, 4 & 7 Unassembled Kits
Post & Panel Systems

See Pages 48-49 & 55-56

Series 2 Slide Body
Part #K1110*

Series 2 Bleed Body
Part #K1120

Series 2 Frameless Body
Part #K1125

2" Beveled Frame
Part #K1990

Series 3 Slide Body
Part #K1260*

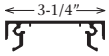

Series 3 Bleed Body
Part #K1270

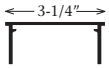

Series 3 Frameless Body
Part #K1275

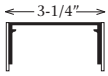

Series 3 1/4 Round Body
Part #K1280

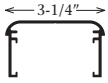

Series 4 Frameless Body
Part #K1355

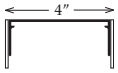

Series 7 Slide Body
Part #K1560

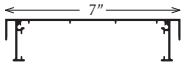

Series 7 Bleed Body
Part #K1570

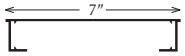

Series 7 Frameless Body
Part #K1575

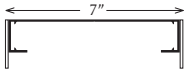

Series 7 1/4 Round Body
Part #K1580

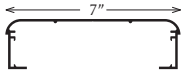

Series 2

Square
Part #1100*

Series 3

Radius
Part #1210*

Rectangular
Part #1220*

Triangular
Part #1240

Square
Part #1233

Round
Part #1237

Rectangular w/
Radius Edges
Part #1230

Triangular w/
Radius Edges
Part #1250

Square w/
Radius Edges
Part #1235

Series 4

4" Round
Part #1337

4" Round
90 Degree
Part #1339

4" Round
4 Sided
Part #1338

Series 7

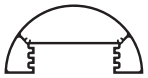

Radius Post
Part #1500



Rectangular Post
Part #1510

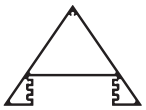

Triangular Post
Part #1530

Kits Include:
- Cut-to-size and mitered body extrusion.
- With or without .100" aluminum faces (smaller sign panels may have .080" aluminum faces).
- All screws required to assemble by mechanical fastening.
- All Corner Angles and Corner Keys required.
- Packaging.

Kits w/ Posts Include:
- Two (2) 95-5/8" posts. (Additional post lengths available.)
- Two (2) slightly over sized caps with adjustable reveal.
  - Series 2 & 3: zero, 3/8" or 3/4" positions.
  - Series 4: 3/4" position.
  - Series 7: zero,1/2"or 1" positions.
- Cut-to-size reveal and "below the panel filler". **Note:** The "below the panel filler" is cut to fit 6" below grade.

General Information:
- Finishes - See page 67. Also available in Dk. Bronze.
- Additional information - See pages 48-49, 55-56 & 67.
- Cut-to-size and pre-cut kits are available locally through select sign supply distributors.
- Slide Body is pre-drilled and countersunk.
- **Bleed Body is designed for welded assembly.**
- **Internal Bracing:** May be required in panels over 30 square feet.
- Call Customer Service for pricing.

Note: All dimensions are subject to the tolerance standards of the aluminum extrusion industry. Profile drawings are illustrative and rounded to the nearest 1/16".

Series 3 Unassembled Kits
3-1/4" Single/Double Face Access Bodies

See Pages 50 & 57

Series 3 Access Body w/ Bleed Cover
Part #K1291/92

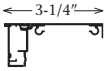

Series 3 Access Body w/ Frameless Cover
Part #K1291/93

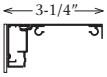

Series 3 Access Body w/ Slide Cover
Part #K1291/94

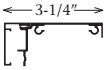

Series 3 Access Body w/ Radius Cover
Part #K1291/95

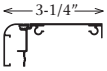

Series 3 Access Body w/ Bleed Cover
Part #K1290/92

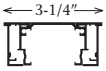

Series 3 Access Body w/ Frameless Cover
Part #K1290/93

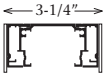

Series 3 Access Body w/ Slide Cover
Part #K1290/94

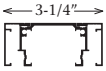

Series 3 Access Body w/ Radius Cover
Part #K1290/95

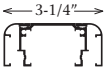

Kits Include:
- Cut-to-size and mitered body extrusion.
- Cut-to-size and mitered cover extrusion.
- All screws required to assemble by mechanically fastening.
- All Corner Angles and Corner Keys required.
- Packaging.

Not Included in Kits:
- With or without .100" aluminum faces (smaller sign panels may have .080" aluminum faces). **No aluminum backs for Single Face kits.**

Cut-to-Size Divider Kits Include:
K1662 - 1-1/4" Divider
- Cut-to-size Divider.
- 1-1/4" Divider Tabs.
- Screws for mechanical fastening.

Cut-to-Size Post Kits Include:
- Cut-to-size Post.
- Cut-to-Ssize Reveal.
- Slightly oversized cap with screws.

General Information:
- Finishes - See page 67.
- Additional information - See pages 50, 57 & 67.
- Cut-to-size and pre-cut kits are available locally through select sign supply distributors.
- **Internal Bracing:** May be required in panels over 30 square feet.
- Post options - See page 61.
- Call Customer Service for pricing.

Series 3 & 7, 1/2 Slide Body Unassembled Kits
Wall Mount System

See Pages 48-49 & 57

Series 3 - ½ Slide Body
Part #K1265

Series 7 - ½ Slide Body
Part #K1565

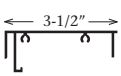

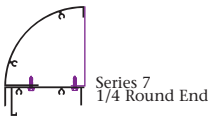

Kits Include:
- Cut-to-size and mitered body extrusion. **Note:** Slide Body is pre-drilled and countersunk.
- All screws required to assemble by mechanical fastening.
- All Corner Keys required.
- Packaging.

Not Included in Kits:
- With or without .100" aluminum faces (smaller sign panels may have .080" aluminum faces). **No aluminum backs.**
- Internal bracing.
- 1/4-Round End attachment screws.

Kits with Ends Include:
K1215 - Series 3, 1/4 End
K1670 - Series 7, 1/4 Round End
- Two (2) ends. Cut 1/4" shorter than cabinet height.
- Four (4) slightly over sized caps. (2 Rights and 2 Left)
- Packaging.

General Information:
- Finishes - See page 67.
- Additional information - See pages 48-49, 57 & 67.
- Cut-to-size and pre-cut kits are available locally through select sign supply distributors.
- **Internal Bracing:** May be required in panels over 30 square feet.
- Call Customer Service for pricing.

SignComp™

Note: All dimensions are subject to the tolerance standards of the aluminum extrusion industry. Profile drawings are illustrative and rounded to the nearest 1/16".

Insert Panel Unassembled Kits Series 3, 7 & 12

See Pages 53 & 57

Series 3 S/F Access Body w/ Insert Panel or Adaptor
Part #K1291/92/96

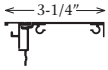

Series 3 Access Body w/ Insert Panel or Adaptor
Part #K1290/92/96

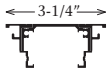

Series 7/12 Retro Body w/ Insert Panel or Adaptor
Part #K1600/66/96

Series 7 S/F Hinge Body w/ Insert Panel or Adaptor
Part #K1602/66/96

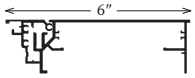

Series 7 Hinge Body w/ Insert Panel or Adaptor
Part #K1592/66/96

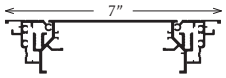

Series 12 Hinge Body w/ Insert Panel or Adaptor
Part #K1612/66/96

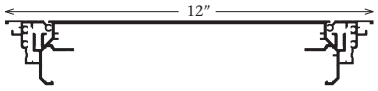

Kits Include:
- Cut-to-size and mitered body extrusion. **Hinge Body is designed for welded assembly.**
- Cut-to-size and mitered Retainers and Covers.
- Cut-to-size Insert Panels or Adaptors. (Choice of three extruded panels 4", 6", and 8")
- All screws required to mechanically fasten.
- All Corner Angles and Corner Keys required.
- Packaging.

Not Included in Kits:
- Raceway Covers - See optional accessories.
- Face material not included if using the insert panel adaptors.
- Mounting hardware.
- Electrical Components.

Cut-to-Size 1/4 Round End Kits Include:
For use with Series 7 S/F and Series 12 kits.
K1671 - 6" Radius 1/4 Round End
- Cut-to-size 1/4 Round Ends.
- Cut-to-size Mounting Angle.
- Caps with 1-1/4" Reveal tab.

Cut-to-Size Post Kits Include:
For use with Series 3 Access Bodies and Series 7 D/F kits.
- Cut-to-size Post
- Cut-to-size reveal.
- Cut-to-size reveal for the "below the panel filler".
- Slightly oversized cap with screws.

Optional Accessories:
- 1/4 Round Ends for Series 7 S/F and Series 12 - See page 54.
- Oversized Caps for 1/4 Ends - See page 45.
- Raceway Covers - See page 44.

General Information:
- Finishes - See page 67.
- Additional information - See pages 53, 57 & 67.
- Cut-to-size and pre-cut kits are available locally through select sign supply distributors.
- **Portions of the Insert Panel System are anodized for sliding purposes.**
- Call Customer Service for pricing.

Series 7 & 12 Unassembled Kits Retro Hingeable Sign Cabinets

See Pages 51-52 & 58

Series 7/12 Retro Body w/ Slide Retainer
Part #K1600/24

Series 7/12 Retro Body w/ Frameless Rigid Retainer
Part #K1600/28

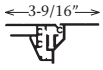

Series 7/12 Retro Body w/ Frameless Retainer
Part #K1600/31

Series 7/12 Retro Body w/ Bleed Retainer
Part #K1600/32

Series 7/12 Retro Body w/ 1/4 Round Retainer
Part #K1600/40

Series 7/12 Retro Body w/ Extended 1/4 Retainer
Part #K1600/50

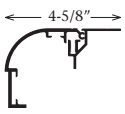

Series 7/12 Retro Body w/ Beveled Retainer
Part #K1600/56

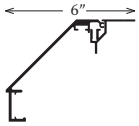

Note: It is recommended to use safety chains and prop-bars on hingeable faces.

US Patent Number 4,817,317

Note: All dimensions are subject to the tolerance standards of the aluminum extrusion industry. Profile drawings are illustrative and rounded to the nearest 1/16".

Series 7 & 12 Unassembled Kits
Single Face & Double Face Hingeable Sign Cabinets

See Pages 51-52 & 58

Series 7 S/F Hinge Body w/ Slide Retainer
Part #K1602/24

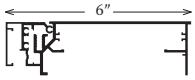

Series 7 S/F Hinge Body w/ Frameless Rigid Retainer
Part #K1602/28

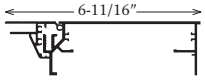

Series 7 S/F Hinge Body w/ Frameless Retainer
Part #K1602/31

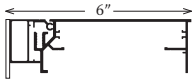

Series 7 S/F Hinge Body w/ Bleed Retainer
Part #K1602/32

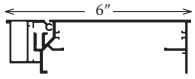

Series 7 S/F Hinge Body w/ 1/4 Round Retainer
Part #K1602/40

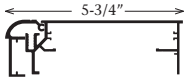

Series 7 S/F Hinge Body w/ Extended 1/4 Retainer
Part #K1602/50

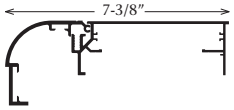

Series 7 S/F Hinge Body w/ Beveled Retainer
Part #K1602/56

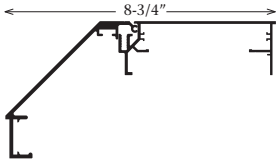

Series 7 Hinge Body w/ Slide Retainer
Part #K1592/24

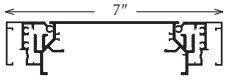

Series 7 Hinge Body w/ Frameless Rigid Retainer
Part #K1592/28

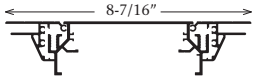

Series 7 Hinge Body w/ Frameless Retainer
Part #K1592/31

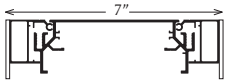

Series 7 Hinge Body w/ Bleed Retainer
Part #K1592/32

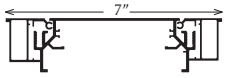

Series 7 Hinge Body w/ 1/4 Round Retainer
Part #K1592/40

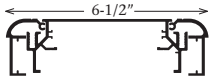

Series 7 Hinge Body w/ Extended 1/4 Retainer
Part #K1592/50

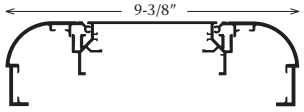

Series 7 Hinge Body w/ Beveled Retainer
Part #K1592/56

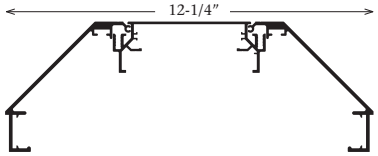

Note: It is recommended to use safety chains and prop-bars on hingeable faces.

US Patent Number 4,817,317

Note: All dimensions are subject to the tolerance standards of the aluminum extrusion industry. Profile drawings are illustrative and rounded to the nearest 1/16".

Series 12 Unassembled Kits
Double Face Hingeable Sign Cabinets

See Pages 51-52 & 58

Series 12 Hinge Body w/ Slide Retainer
Part #K1612/24

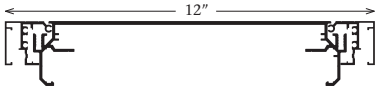

Series 12 Hinge Body w/ Frameless Rigid Retainer
Part #K1612/28

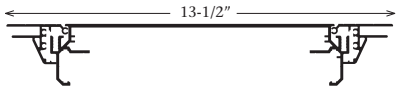

Series 12 Hinge Body w/ Frameless Retainer
Part #K1612/31

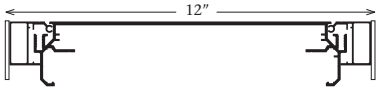

Series 12 Hinge Body w/ Bleed Retainer
Part #K1612/32

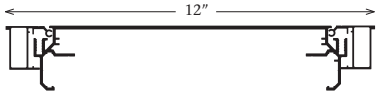

Series 12 Hinge Body w/ 1/4 Round Retainer
Part #K1612/40

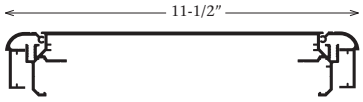

Series 12 Hinge Body w/ Extended 1/4 Round Retainer
Part #K1612/50

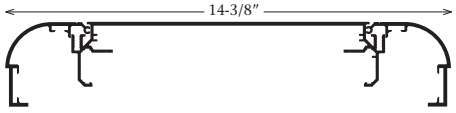

Series 12 Hinge Body w/ Beveled Retainer
Part #K1612/56

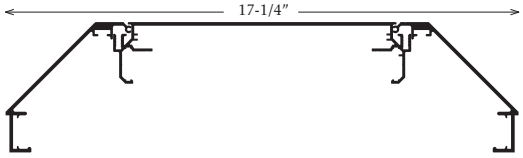

Kits Include:
- Cut-to-size and mitered Hinge Body. **Hinge Body is designed for welded assembly.**
- Cut-to-size and mitered retainers. **Note:** Slide Retainers are pre-drilled and countersunk. **Bleed Retainer, 1/4 Round Retainer and Extended 1/4 Round Retainer are designed for welded assembly.**
- All screws required to mechanically fasten.
- All Corner Angles and Corner Keys required.
- Packaging.

Not Included in Kits:
- Raceway Covers - See optional accessories.
- Ballast Bracket(s).
- Faces or Backs.
- Mounting hardware.
- Electrical Components.

Optional Accessories:
- 1/4 Round Ends - See page 54.
- Oversized Caps for 1/4 Ends - See page 45.
- Raceway Covers - See page 44.
- Divider - See page 52.

Cut to Size Divider Kits Include:
K1662 - 1-1/4" Divider
- Cut to size Divider.
- 1-1/4" Divider Tabs.
- Screws for mechanical fastening.

Cut to Size 1/4 Round End Kits Include:
K1671 - 6" Radius 1/4 Round End
- Cut-to-size 1/4 Round Ends.
- Cut-to-size Mounting Angle.
- Caps with 1-1/4" Reveal tab.

Cut-to-Size Post Kits Include:
K1500, K1510, and K1530
For use with Series 7 D/F Hinge Body Kits
- Cut-to-size Radius, Rectangular, or Triangular Post.
- Cut-to-size Reveal.
- Slightly oversized cap with screws.

Recommended Lamp Spacing:
- Series 7 S/F - 8" - 9" on center.
- Series 7 D/F - **Not designed for full face illumination applications with flat plastic faces.**
- Series 12 - 10" on center.

General Information:
- Finishes - See page 67.
- Additional information - See pages 51-52, 58 & 67.
- Cut-to-size and pre-cut kits are available locally through select sign supply distributors.
- Call Customer Service for pricing.

Note: It is recommended to use safety chains and prop-bars on hingeable faces.

US Patent Number 4,817,317

Additional Information

General Information

- **The Commercial bodies and retainers shall be cut 1" longer than the nominal T-12 lamp size for horizontal or vertical lamping.**
- General guidelines for lamp spacing: Double the distance between the front of the lamp and the back of the plastic face for your center to center lamp measurement. Maximum center to center is 12".
- Extrusion bodies, retainers, frames and covers are engineered for mechanical fastening, bonding with adhesive, or welded assembly.
- It is recommended to use safety chains and prop-bars on all hingeable faces.
- Assembly instruction sheets available.

Included in Kit Pricing

- Mill Finish or Dk. Bronze.
- Cut to size and mitered bodies.
- Cut to size and mitered retainers, frames and covers.
- All Body Corner Angles and/or Corner Keys as required.
- Packaging.

Included in Vandal System:

- Cut to size and mitered Inner Frame(s).
- Cut to size and mitered Outer Frame(s).
- Cut to size Hinge.
- Locks.

Not Included in Kit Pricing

- Faces or Backs.
- Electrical components.
- Structural supports, Frame Support Tube, back braces and gussets.
- Attachment of Hinge.
- Drilling of holes for locks and attachment of locks.

Optional Accessories:

- Radius Corners. See pages 12 & 46
- Raceway Covers. See pages 13 & 44
- Divider Bar. See pages 9, 22 & 41, 52
- Gas Supports and mounting hardware. See page 30
- Frame Support Tube. See page 9
- Tension Tool. See page 13

Mill Finish

- No prior surface preparation. Surface scratches, die lines and imperfections present. **Not ready for paint.**

Dk. Bronze

- Exposed aluminum surfaces are coated with Quaker Dark Bronze primer/topcoat.
- Limited additional colors are available, minimum order will apply.

Pricing

- All prices are effective as of March 1, 2015. Due to fluctuation in the raw aluminum market, prices are subject to change without notice.
- Packaging is included in list prices.
- Freight shall be collect, F.O.B. SignComp.

Additional Information

Freight Policy

- The freight shall be prepaid, F.O.B. Grand Rapids, Michigan for single orders of extrusions and/or accessories whereby the invoiced amount is $5,000.00 or more to any single destination within the continental United States or Canada.
- The freight shall be collect, F.O.B. Grand Rapids, Michigan for all orders other than as stated in this freight policy.
- All freight claims for freight collect shipments are the sole responsibility of the buyer.
- Any requests for expedited freight services shall be the sole expense of the buyer.
- Combining stock items with custom run items qualifies for freight prepaid status only when all items ship as one shipment.

Minimum Order

- Any single full length extrusion profile and/or prepackaged accessories.
- Any single kit.

Availability

- Typical extrusion and accessory orders ship within three (3) days upon receipt and acceptance of your purchase order.
- All orders will receive an approximate ship date upon receipt and acceptance of the written purchase order and confirmation.

Return Policy

- Returns of SignComp products will not be accepted without prior authorization and written RMA number from SignComp.
- Materials may not be returned for any reason other than defective product or incorrect fulfillment of order.
- All goods to be returned must be acknowledged in writing within the 60 day grace period from the date of the shipment. Any claims after this period will be considered invalid.
- All returned goods **must be in new and saleable condition** for full credit to be issued.

Additional Product Offerings

- Custom extrusions. Mill shipment programs.
- Pre-painted and cut to length extrusion programs.

Backorder Policy

- In the very unlikely event of a back order, the back order will be shipped freight prepaid only if the original order qualified for freight prepaid status.
- Additional materials may be added to any back order, shipped freight prepaid with the additional freight expense the responsibility of the buyer.
- Any expedited freight service requested by the buyer shall be at the expense of the buyer.

Exclusive Warranty and Remedies

- In effect as of January 1, 2008.
- This is the exclusive warranty policy of SignComp, LLC, Grand Rapids, Michigan 49544 (the "Company") with respect to any and all of its products.

Exclusive Warranty

- The Company warrants you as the original purchaser that the Company's products will be free from defects in materials and workmanship, under normal conditions, upon shipment of said products from the Company, for 30 days.
- This exclusive warranty does not apply to damage caused by improper handling. The company shall have no liability or responsibility for any damage whatsoever caused by handling.
- The Company hereby disclaims any and all other warranties, including, without limitation, implied warranties of merchantability and fitness for a particular purpose. The only warranty with respect to the Company's products is described in this exclusive warranty. No oral or written representations shall extend the Company's exclusive warranty beyond that description herein.

Warranty Procedures

- The purchaser must notify the Company of any warranty claim prior to initiating any remedy upon the defective product. Upon receipt of such notice, the Company will direct that an authorized representative inspect the product and, if necessary, correct the defect in accordance with this exclusive warranty. The Company shall have the exclusive right to determine whether or not a defect is covered by this exclusive warranty.

Remedies

- Provided that the warranty procedures are followed, the Company will repair and/orreplace the defective SignComp product(s) during the applicable warranty period without charge for parts or labor.
- Repair and/or replacement of defective SignComp products is your exclusive remedy under the Company's exclusive warranty.
- The Company shall not be liable for any incidental or consequential damages if the Company's product is defective or does not conform to this exclusive warranty. In any event the maximum amount for which the Company shall be liable to the purchaser shall be the original purchase price of the defective SignComp product(s).
- Any claim for breach of this exclusive warranty shall be brought, if at all, no later than 30 days from the Company's breach.

Address for Notification

- Notice of a product defect covered by this exclusive warranty can be made in writing or by telephone. The Company's address and telephone numbers are:

SignComp, LLC, 3032 Walker Ridge Dr. NW, Grand Rapids, MI. 49544
Attention: Customer Service - Phone: (616) 784-0405
Toll Free: (877) 784-0405
Fax: (616) 784-0411
e-mail: signcomp@signcomp.com

Environmentally Friendly SignComp Products ◎ Processes ◎ Facility

Our Mission: To promote business and personal practices that will decrease our impact on the environment and minimize our carbon footprint by reducing the demands placed upon our planet in an earth-friendly way.

SignComp™

3032 Walker Ridge Dr. NW
Grand Rapids, MI 49544
U.S.A.
toll free: (877) 784-0405 (US and Canada)
local: (616) 784-0405
fax: (616) 784-0411
e-mail: signcomp@signcomp.com
canada@signcomp.com
www.signcomp.com

© SignComp LLC