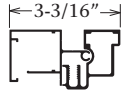


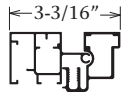


Slimline Configurations

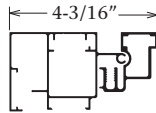
w/ 1-1/2" Retainer
#2055



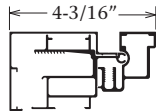
w/ 1-1/2" Retainer II
#2053



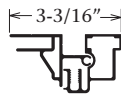
w/ 2-1/4" Retainer
#2045



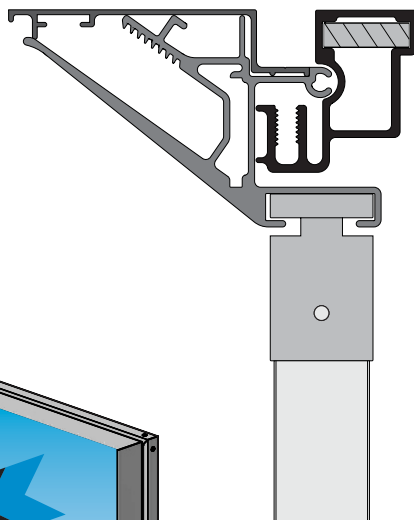
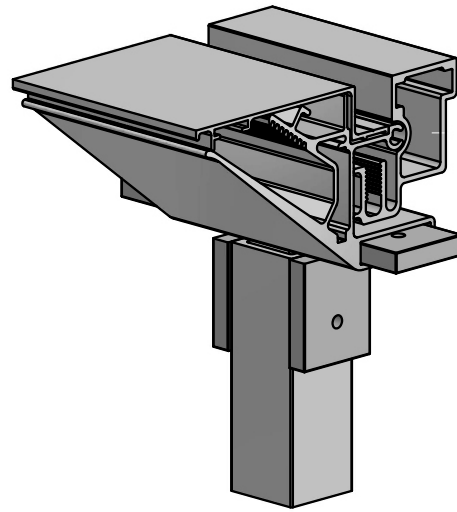
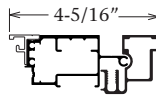
w/ Dual Frame and Cover
#2065 and 2075



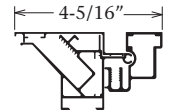
w/ Bleed Rigid Retainer
#2048



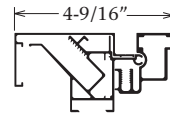
w/ Commercial Access Frame
#2060



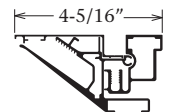
w/ Tension Frame and Bleed Cover
#2085 and #2095



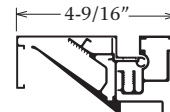
w/ Tension Frame and 1-1/2" Cover
#2085 and #2084



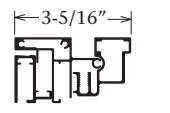
w/ Tension Frame II and Bleed Cover
#2086 and #2095



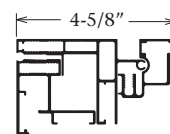
w/ Tension Frame and 1-1/2" Cover
#2086 and #2084



w/ Vandal System
#2099 and #1942



w/ Large Vandal System
#2097 and #1941



09/01/16