















Commercial Flat Bodies with Retainer / Frame Options

Profile	Part	Part Number	Length	Finish
	Flat Double Face Body	2008	24'-6"	Mill Finish
	Flat 2 Piece Double Face Body	2009	24'-6"	Mill Finish
	Flat 2 PC Double Face Medium Body	2010	24'-6"	Mill Finish
	Flat Double Face Medium Body	2007	24'-6"	Mill Finish
	Flat Single Face Body	2027	24'-6"	Mill Finish
	Flat Retro Body	2041	24'-6"	Mill Finish
	Flat Wall Mount Retro Body	2042	24'-6"	Mill Finish
	Flat 1-1/2" Retainer	2052	24'-6"	Mill Finish
	Flat 2" Retainer	2047	24'-6"	Mill Finish
	Flat Bleed Rigid Retainer	2204	24'-6"	Mill Finish
	Flat Bleed Retro Frame	2104	24'-6"	Mill Finish
	Flat Bleed Retro Frame II	2107	24'-6"	Mill Finish

